



Timberdoodle's  
Curriculum Handbook

2015-2016 edition

# Welcome to Fifth Grade





### **We're So Glad You're Here!**

Congratulations on choosing to homeschool your child this year! Whether this is your first year as a teacher or your tenth, we're confident you'll find that there is very little that compares to watching your child's learning take off. In fact, teaching can be quite addictive, so be forewarned!

### **On Your Mark, Get Set, Go!**

Preparing for your first "school day" is very easy. Peruse this guide, look over the typical schedule, browse the introductions in your books, and you will be ready to go.



### **We're Here to Help You**

We would love to assist you if questions come up, so please don't hesitate to contact us with any questions, comments, or concerns. Whether you contact us by phone, email, or live online chat, you will get a real person who is eager to serve you and your family. Have an absolutely amazing year with your child!



**THIS YEAR  
YOU AND YOUR  
CHILD WILL  
LEARN MORE  
THAN YOU  
HOPED  
WHILE  
HAVING A  
BLAST. READY?  
YOU ARE GOING  
TO LOVE THIS!**

# CONTENTS

**07** Introduction

**08** Schedules &  
Planning

**14** Language Arts

**22** Math

**26** Thinking Skills

**30** Science

**34** History

**40** Geography

**44** S.T.E.A.M.

**48** Art

**54** Study Helps, etc.

TIMBERDOODLE SAMPLE PAGES


**58** Why Learn  
Independently?

**60** Ten Reasons to Go  
Build Now!

**62** Convergent &  
Divergent Thinking

**64** What About  
Common Core?

**66** Homeschooling  
Gifted Children



TIMED SAMPLE PAGES

# The Golden Gate Bridge

Lesson 108 - Map 3

An American Lesson

San Francisco, California, is known for Fisherman's Wharf, Chinatown, steep hills, Victorian architecture, cable cars, sourdough bread, and the beautiful Golden Gate Bridge. See illustrations at right and below. Spanish settlers founded the mission of St. Francis of Assisi in this area on June 29, 1776. Ten days before the signing of the Declaration of Independence, Englishman William Richardson established a small village of Yerba Buena there in 1835. It was called San Francisco after the Mexican War.

San Francisco remained a small town until the California Gold Rush of 1849. That year it grew to a city of 35,000! Early businesses included Wells Fargo, Levi Strauss and his denim, and Lindell chocolate. The world's first cable cars began operating there in 1873. They were invented by Andrew Smith Hallidee, a San Franciscan who had immigrated from England during the Gold Rush. By 1906 San Francisco had about 350,000 people. That year the city experienced a major earthquake, losing 28,000 buildings. The city rebuilt and by 1915 was ready to host the Panama Exhibition to celebrate the completion of the Panama Canal.



San Francisco's Ocean View Cable Car

### Golden Gate

A strait is a narrow channel connecting two bodies of water. The Golden Gate Strait connects San Francisco Bay and the Pacific Ocean. San Francisco was built on the shore of San Francisco Bay. See the map at right.



San Francisco Cable Car

this strait around 1846. It reminded him of a horn in Istanbul which was called the Golden Horn. God created San Francisco Bay as a perfect habitat for many animal species. One of the perfect spots of fish swim there. Golden Gate is a strait through the bay to another bay. Streams of Northern California flow into the bay. View to see some of God's creatures that live near the Golden Gate.



The Golden Gate Strait and the Golden Gate Bridge

### Golden Gate Bridge

San Francisco had been crossing the Golden Gate for many years, but with more and more cars, Ford's Model Ts and other cars, another way to cross from one side of the strait to the other. Though the idea of building a bridge had circulated for many years, in 1916 James H. Wilkins, a structural engineer and local newspaper editor, began seriously to encourage construction of a bridge. Three years later city engineer Michael O'Shaughnessy began preparatory work.



Top: San Geronimo, Middle: San Geronimo, Bottom: San Geronimo, Middle: San Geronimo, Bottom: San Geronimo

# Meet Your Handbook

## THREE QUICK TIPS TO GET YOU STARTED

### All the Details Included

This Timberdoodle Curriculum Kit is available in three different standard levels: Basic, Complete, or Elite. This allows you to choose the assortment best suited to your child's interest level, your family's schedule, and your budget. In this guide, you'll find an overview and any tips for each of the items included in the Elite Curriculum Kit. If you purchased a Basic, Complete, or if you customized your kit, you chose not to receive every item, so you'll only need to familiarize yourself with the ones which were included in your kit.

### Simple Is Better

We really believe that, so your guide is as simple as we could make it. First up are the annual planner and sample weekly checklists, the absolute backbones of Timberdoodle's Curriculum Kits. More on those in a moment. Next up are short bios of each item in your

kit, ideal for refreshing your memory on why each is included or to show Dad exactly what your fifth-grader will be covering this year. We've also thrown in our tips or tricks to make this year more awesome for all of you. Finally, we'll conclude with favorite articles and tidbits amassed in our 30 years of homeschool experience.

### Why Week by Week Works

We know you. OK, maybe not you personally, but we have yet to meet a homeschooler who didn't have other irons in the fire. From homesteading or running a business to swimming lessons or doctor's appointments, your weeks are not dull. A daily schedule could overwhelm you both, but having a weekly checklist is the perfect blend of enough structure to finish in a timely fashion and enough freedom that your adventures won't make for stressful catch-up days. Relax; this is so doable!

# Planning Your Year

## HOW TO USE TIMBERDOODLE'S PLANNERS

### **If You Want to Finish It This Year**

A standard school year is 36 weeks long, so that's what our samples here will show. But your family does not have to use that schedule! Perhaps you'd like to expedite this year so all school is done before baby arrives? Or perhaps your family prefers to school year-round and keep that brain sharp?

### **Use the Customizer**

On the next pages you'll find sample weekly checklists for Basic, Complete, and Elite kits. Before you photocopy 36 of them, take a moment to check out the custom schedule builder that came free with your kit. At [www.TimberdoodleSchedules.com](http://www.TimberdoodleSchedules.com), you'll not only easily adjust the weeks, but also tweak the checklist to include exactly what you want listed.

### **Designed for Maximum Flexibility**

No two families are identical, so don't expect your pace or daily school time to be identical. Off to the dentist's this week? You won't fall behind by taking a day off. Or perhaps you'd

like to save science for Saturdays so Dad can be involved? Again, perfect! You even have a little slush room in most subjects, so don't hesitate to trim the lessons short on a long week.

### **Normal**

We asked parents who used this kit last year how long their student spent on "school." Nearly 90% of them estimated that their student spent 2-5 hours a day on their kit. That is a lot of variation and is likely to be impacted by how in-depth you take your child's studies, what your child's learning approach is, how distractable he is, and much more. Make sure you allow yourself and your child some time to find your own rhythm!

### **Meeting State Requirements**

Check <https://www.hslda.org/laws> to see your specific requirements. For many states it is sufficient to simply hang on to your completed and dated weekly checklists along with a sampling of your child's best work this year.



# WEEKLY CHECKLIST (COMPLETE)

Language Arts	Jump In	7 assignments							
	Spelling You See F	1 week's work							
	Editor-in-Chief	1 exercise							
	Pathway Reader 5	1-2 chapters							
Math	Teaching Textbooks 5	3-4 lessons							
Thinking Skills	Critical and Creative	4 pages							
	Cat & Mouse	1-2 challenges							
S.T.E.A.M.	Brain Builder Trio	4-5 challenges							
History & Geography	America the Beautiful	5 lessons							
	The United States Puzzle	once a month							
Science	Exploring...Zoology 3	1 module or its experiments							
Art	Doodle America	4-5 doodles							
	Draw Tags	1-2 a month							




# Language Arts

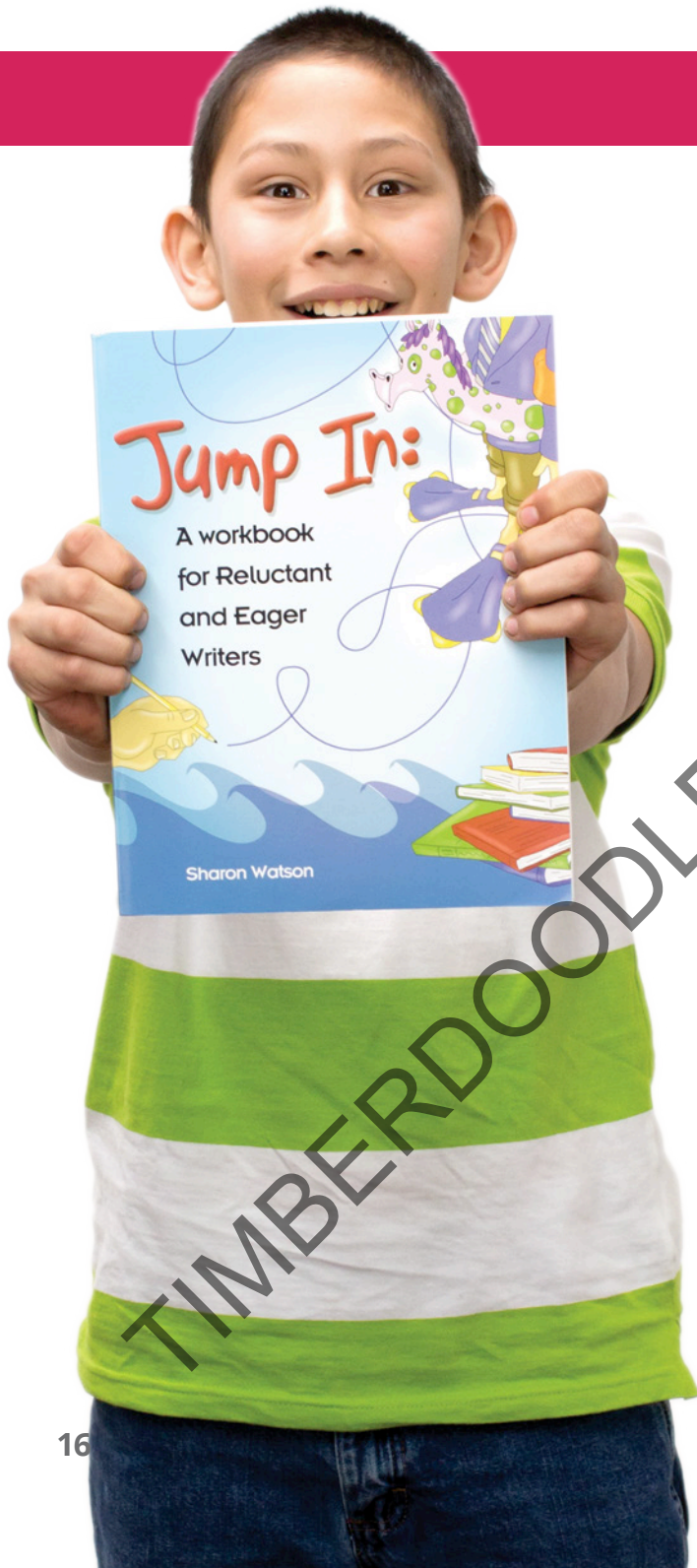
Reading is probably the most important skill your child will practice this year. Whether he is a natural reader or one who doesn't truly enjoy reading, it is critical to make reading as fun and rewarding as possible now.

Our experience is that the best way to cultivate an eager reader is to constantly supply him with reading materials that interest him. Future doctors may want to read up on anatomy, young explorers are drawn to the escapades of adventurers young and old, and the baby-lover in your family will be captivated by adoption stories.

Assign reading if you must, but encourage it at all costs; a child who enjoys reading will find it easier to excel in every area.



# JUMP IN




Aimed at independent learning, Jump In's engaging, light-hearted tone takes the tears out of creative writing while teaching your child how to write persuasive papers, expository essays, descriptions, narration, and poetry.

**Note:** *To build persuasive writing skills, Jump In encourages your child to write about any controversial topic of their choosing. Two suggested topics, among others, are abortion and homosexual marriages. In many families this will be age-appropriate, and Jump In, written from a Christian perspective, will not be offensive. However, if you have never discussed these issues with your child, you will want to be aware of their inclusion in Jump In.*

## Scheduling

Complete a skill or work on a longer writing project each day. There are about 107 skills to learn, most with a short daily assignment. However, some have longer writing assignments that will take multiple days to complete. The author encourages parents to choose the writing assignments that are the best fit for their child; do not try to complete every assignment. With all skills and assignments, there are about 240 days' worth of work to choose from, so for a 180-day school year you will want to skip a fourth of the work.

# PATHWAY READER



A family favorite for decades, Pathway readers are written to be used in Amish schools so the stories are centered around farm life, with horse auctions, harvests, and LARGE families. How refreshingly sweet! Because they are basal readers, you can expect them to be more challenging than standard fare, and more interesting!

## Scheduling

With 43 chapters and 26 poems to read, completing 2 readings a week will have your student easily finishing his Pathway reader this year.


BASIC

COMPLETE

ELITE



# EDITOR-IN-CHIEF



Since no one writes perfectly on the first draft, being able to correct mistakes in one's writing is an essential part of being a great writer. But every budding writer knows how difficult it can be to spot the errors in your own work. Editor-in-Chief lets your child train his proofreading skills on someone else's work, which is both more fun and more productive!

Editor-in-Chief improves your child's grammar, punctuation, spelling, capitalization, and attention to detail using a standards-based thinking approach rather than drill and practice.

Editor-in-Chief Level 1 includes both A1 & A2.

## Scheduling

Two activities (either a lesson or a review) a week will sharpen your child's skills without being a burden.

BASIC

COMPLETE

ELITE

# SPELLING YOU SEE - F



This new multisensory spelling program has us convinced that it will help your child become a confident, successful speller, naturally and at his own speed. And it has a plethora of research to back us up! Because Spelling You See encourages visual memory rather than rote memory, there are no weekly spelling lists or tests and very little instructor preparation.

Each daily lesson in Spelling You See: Ancient Achievements uses real words presented in context within nonfiction stories about long ago, covering themes such as cave paintings, Viking ships, and Marco Polo. Spelling You See: Ancient Achievements is colorful, short, to the point, and fun! Did I mention we're in love? You will be too when you discover how relaxed and easy to implement Spelling You See is.

## Scheduling

36 weeks of work, with 5 daily activities each, are already planned out for you. Just open and go!

**BASIC**

**COMPLETE**

**ELITE**



AMPLE PAGES





# SHOW ME HOW TO SURVIVE

We want kids to read, so we move mountains (of books) looking for any title that will cause a reluctant reader to crack open a book. Show Me How to Survive is one such title. This is not necessarily because your child will need to know how to disarm a shooter, survive a shipwreck, or rescue-breathe for a dog, but because its hundreds of illustrations and sparse text is an irresistible mix for readers and non-readers alike.

Colorful, insightful, and maybe just a bit quirky, this visual guide demystifies everything from the essential to the unusual, each explained in nearly wordless, step-by-step illustrations.

As the author states, "...this book is not intended to replace professional advice or training," but as a bold new visual guidebook, Show Me How to Survive is one of the best and will be useful for reading, story-telling, and even pretend play.

## Scheduling

If you want to assign this reading, there are 175 "how to..." guides in all, so 4 to 5 a week would finish it in a year. We'd be surprised if you can make it last that long, though!

*Note: Show Me How to Survive is a secular title, so you will likely want to hit it with a touch of*



BASIC

COMPLETE

ELITE

*white-out before you hand it off to your child, particularly a few of the items suggested for the emergency preparedness kit on page 5.*