



TIMBERDODD'S SAMPLE PAGES 4

Timberdoodle's
Curriculum Handbook

2015-2016 edition

Welcome to Fourth Grade





We're So Glad You're Here!

Congratulations on choosing to homeschool your child this year! Whether this is your first year as a teacher or your tenth, we're confident you'll find that there is very little that compares to watching your child's learning take off. In fact, teaching can be quite addictive, so be forewarned!

On Your Mark, Get Set, Go!

Preparing for your first "school day" is very easy. Peruse this guide, look over the typical schedule, browse the introductions in your books, and you will be ready to go.



We're Here to Help You

We would love to assist you if questions come up, so please don't hesitate to contact us with any questions, comments, or concerns. Whether you contact us by phone, email, or live online chat, you will get a real person who is eager to serve you and your family. Have an absolutely amazing year with your child!



**THIS YEAR
YOU AND YOUR
CHILD WILL
LEARN MORE
THAN YOU
HOPED
WHILE
HAVING A
BLAST. READY?
YOU ARE GOING
TO LOVE THIS!**

CONTENTS

07 Introduction

08 Schedules & Planning

14 Language Arts

26 Math

30 Thinking Skills

34 Science

38 History

44 Geography

48 S.T.E.A.M.

52 Art

56 Study Helps, etc.

TIMBERDOODLE SAMPLE PAGES

60 Why Learn
Independently?

62 Ten Reasons to Go
Build Now!

64 Convergent &
Divergent Thinking

66 What About
Common Core?

68 Homeschooling
Gifted Children





TIMBERDOCK DEVELOPMENTAL SAMPLE PAGES

Spelling
America
E

Meet Your Handbook

THREE QUICK TIPS TO GET YOU STARTED

All the Details Included

This Timberdoodle Curriculum Kit is available in three different standard levels: Basic, Complete, or Elite. This allows you to choose the assortment best suited to your child's interest level, your family's schedule, and your budget. In this guide, you'll find an overview and any tips for each of the items included in the Elite Curriculum Kit. If you purchased a Basic, Complete, or if you customized your kit, you chose not to receive every item, so you'll only need to familiarize yourself with the ones which were included in your kit.

Simple Is Better

We really believe that, so your guide is as simple as we could make it. First up are the annual planner and sample weekly checklists, the absolute backbones of Timberdoodle's Curriculum Kits. More on those in a moment. Next up are short bios of each item in your

kit, ideal for refreshing your memory on why each is included or to show Dad exactly what your fourth-grader will be covering this year. We've also thrown in our tips or tricks to make this year more awesome for all of you. Finally, we'll conclude with favorite articles and tidbits amassed in our 30 years of homeschool experience.

Why Week by Week Works

We know you. OK, maybe not you personally, but we have yet to meet a homeschooler who didn't have other irons in the fire. From homesteading or running a business to swimming lessons or doctor's appointments, your weeks are not dull. A daily schedule could overwhelm you both, but having a weekly checklist is the perfect blend of enough structure to finish in a timely fashion and enough freedom that your adventures won't make for stressful catch-up days. Relax; this is so doable!

Planning Your Year

HOW TO USE TIMBERDOODLE'S PLANNERS

If You Want to Finish It This Year

A standard school year is 36 weeks long, so that's what our samples here will show. But your family does not have to use that schedule! Perhaps you'd like to expedite this year so all school is done before baby arrives? Or perhaps your family prefers to school year-round and keep that brain sharp?

Use the Customizer

On the next pages you'll find sample weekly checklists for Basic, Complete, and Elite kits. Before you photocopy 36 of them, take a moment to check out the custom schedule builder that came free with your kit. At www.TimberdoodleSchedules.com, you'll not only easily adjust the weeks, but also tweak the checklist to include exactly what you want listed.

Designed for Maximum Flexibility

No two families are identical, so don't expect your pace or daily school time to be identical. Off to the dentist's this week? You won't fall behind by taking a day off. Or perhaps you'd

like to save science for Saturdays so Dad can be involved? Again, perfect! You even have a little slush room in most subjects, so don't hesitate to trim the lessons short on a long week.

Normal

We asked parents who used this kit last year how long their student spent on "school." Over 95% of them estimated that their student spent 2-5 hours a day on their kit. That is a lot of variation and is likely to be impacted by how in-depth you take your child's studies, what your child's learning approach is, how distractable he is, and much more. Make sure you allow yourself and your child some time to find your own rhythm!

Meeting State Requirements

Check <https://www.hslda.org/laws> to see your specific requirements. For many states it is sufficient to simply hang on to your completed and dated weekly checklists along with a sampling of your child's best work this year.

WEEKLY CHECKLIST (COMPLETE)

Language Arts	Daily 6-Trait Writing	1 week's work						
	First Language Lessons	2-3 lessons						
	Spelling You See E	1 week's work						
	Pathway Reader 4	2 readings						
	Marie's Words	2 games a week						
Math	Teaching Textbooks 4	4 lessons/quizzes						
Thinking Skills	Building Thinking Skills 2	10 pages						
	Quadrillion	1-2 challenges						
S.T.E.A.M.	Robotis Dream	1-2 a month						
History	The Story of the World 4	1-2 chapters						
	True Stories of History	unlimited						
Geography	Daily Geography	1 week's worth						
Science	Exploring...Zoology 2	1 module or its experiments						
Art	Underwater Doodles	3 doodles						
	Aquarellum Coral Reef	1 every 2 months						




Language Arts

Reading is probably the most important skill your child will practice this year. Whether he is a natural reader or one who doesn't truly enjoy reading, it is critical to make reading as fun and rewarding as possible now.

Our experience is that the best way to cultivate an eager reader is to constantly supply him with reading materials that interest him. Future doctors may want to read up on anatomy, young explorers are drawn to the escapades of adventurers young and old, and the baby-lover in your family will be captivated by adoption stories.

Assign reading if you must, but encourage it at all costs; a child who enjoys reading will find it easier to excel in every area.



FIRST LANGUAGE LESSONS 4



First Language Lessons requires very little teacher prep; just open the instruction manual, read the script, and follow directions to teach the concepts. The student workbook has appealing fonts and plenty of white space so the individual pages are less intimidating for children. Do not be alarmed by the size of these books!

First Language Lessons Level 4 covers a full range of grammar topics, including parts of speech, punctuation, sentence diagrams, and skills in beginning writing and storytelling. First Language Lessons' spiral learning method ensures mastery for every child, important for this foundational year of language study.

Scheduling

Do 2 - 3 lessons per week. If you choose to do the optional end lessons about contractions, writing letters, and dictionary skills, then plan on doing 3 lessons every week.

BASIC COMPLETE ELITE

MARIE'S WORDS GAME

Because we remember faces more easily than we do names, it follows that learning vocabulary with colorful illustrations to help with recall is a more effective plan than merely studying lists of words and their definitions. Each Marie's Words card features a full-color, hand-drawn illustration on one side to show a word in a way that helps your child recall the meaning more easily.

Just as a logo is a visual representation of a company, Marie's Words utilizes colorful illustrations to create a "face" for each of the 550 vocabulary words gleaned from the SAT® test and literature. While some of the illustrations are not immediately apparent, once understood, each drawing will aid in mastering the definitions of these words and is a natural augmentation to your child's study of word roots. On the reverse of each Marie's Words card is the phonetic pronunciation, definition and part of speech, the word used in a sentence, synonyms, and antonyms.



BASIC

COMPLETE

ELITE

Scheduling


If you want to cover each word this year, you'll want to introduce 16 new words every week. However, many families will prefer to simply get them out once or twice a week to play a game and proceed through them at a more leisurely and self-directed pace. After all, these are SAT® words, so there's no need to finish this year! See the next pages for game ideas to get you started, or check out their website for even more.

DAILY 6-TRAIT WRITING

These short daily assignments are designed to build skills without being overwhelming. We love them for their brevity, but also because they are thorough, covering content, organization, word choice, sentence fluency, voice, and conventions (which include grammar, spelling, and mechanics). It may sound ominous, but Daily 6-Trait Writing has made it effortless.

Scheduling

Designed for 1 short lesson a day, ending after 25 weeks of school. If you prefer, you could opt to only do 3 to 4 days' work each week so that you don't finish too early. Others may wish to begin this on the 12th week of school and finish it with the rest of the materials.



BASIC

COMPLETE

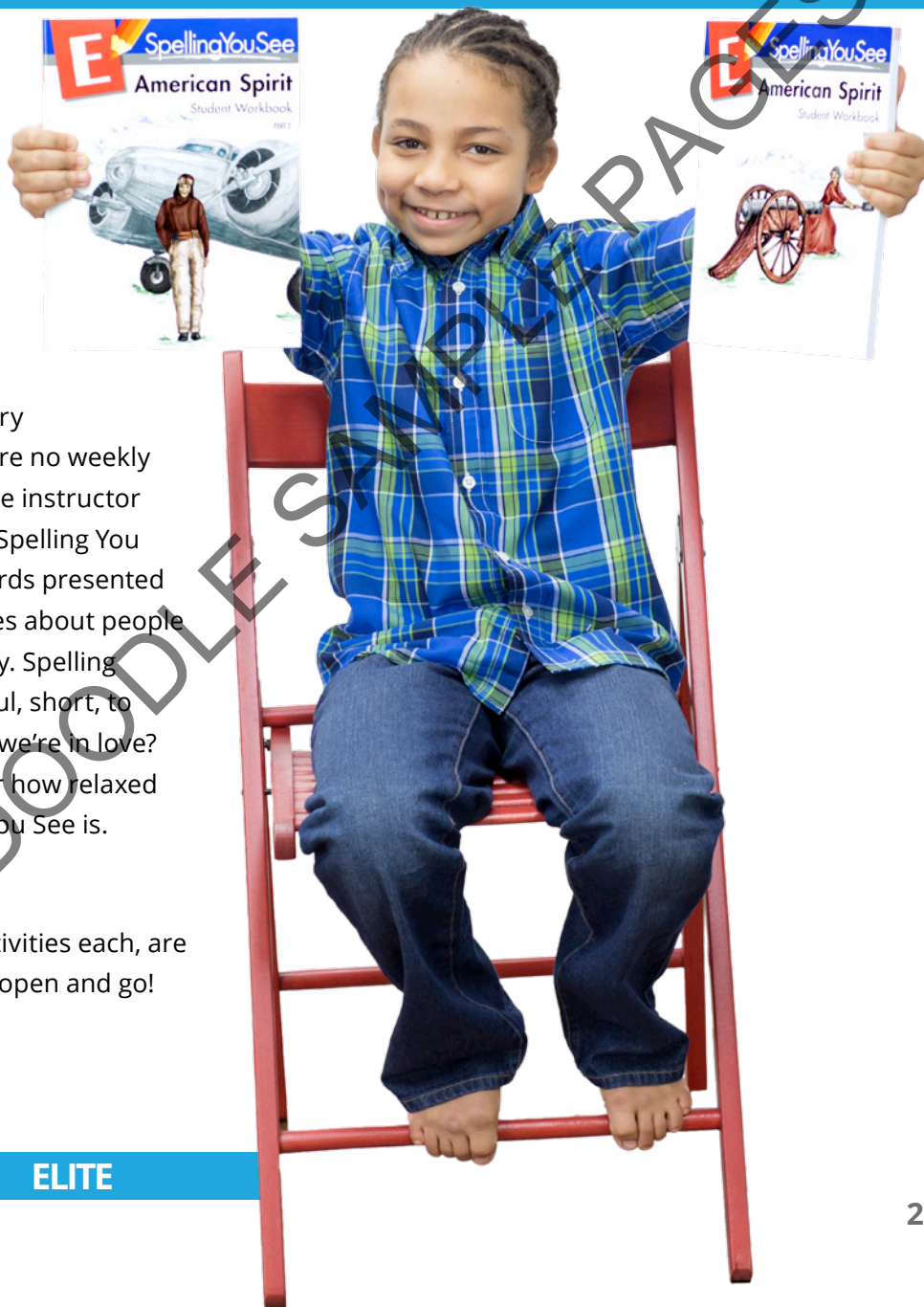
ELITE

SPELLING YOU SEE - E

This new multisensory spelling program has us convinced that it will help your child become a confident, successful speller, naturally and at his own speed. And it has a plethora of research to back us up! Because Spelling You See encourages visual memory rather than rote memory, there are no weekly spelling lists or tests and very little instructor preparation. Each daily lesson in Spelling You See: American Spirit uses real words presented in context within nonfiction stories about people and events from American history. Spelling You See: American Spirit is colorful, short, to the point, and fun! Did I mention we're in love? You will be too when you discover how relaxed and easy to implement Spelling You See is.

Scheduling


36 weeks of work, with 5 daily activities each, are already planned out for you. Just open and go!



BASIC

COMPLETE

ELITE



PATHWAY READER

A family favorite for decades, Pathway readers are written to be used in Amish schools so the stories are centered around farm life, with horse auctions, harvests, and LARGE families. How refreshingly sweet! Because they are basal readers, you can expect them to be more challenging than standard fare, and more interesting!


Scheduling

With 43 chapters and 26 poems to read, completing 2 readings a week will have him easily finishing his Pathway reader this year.

BASIC

COMPLETE

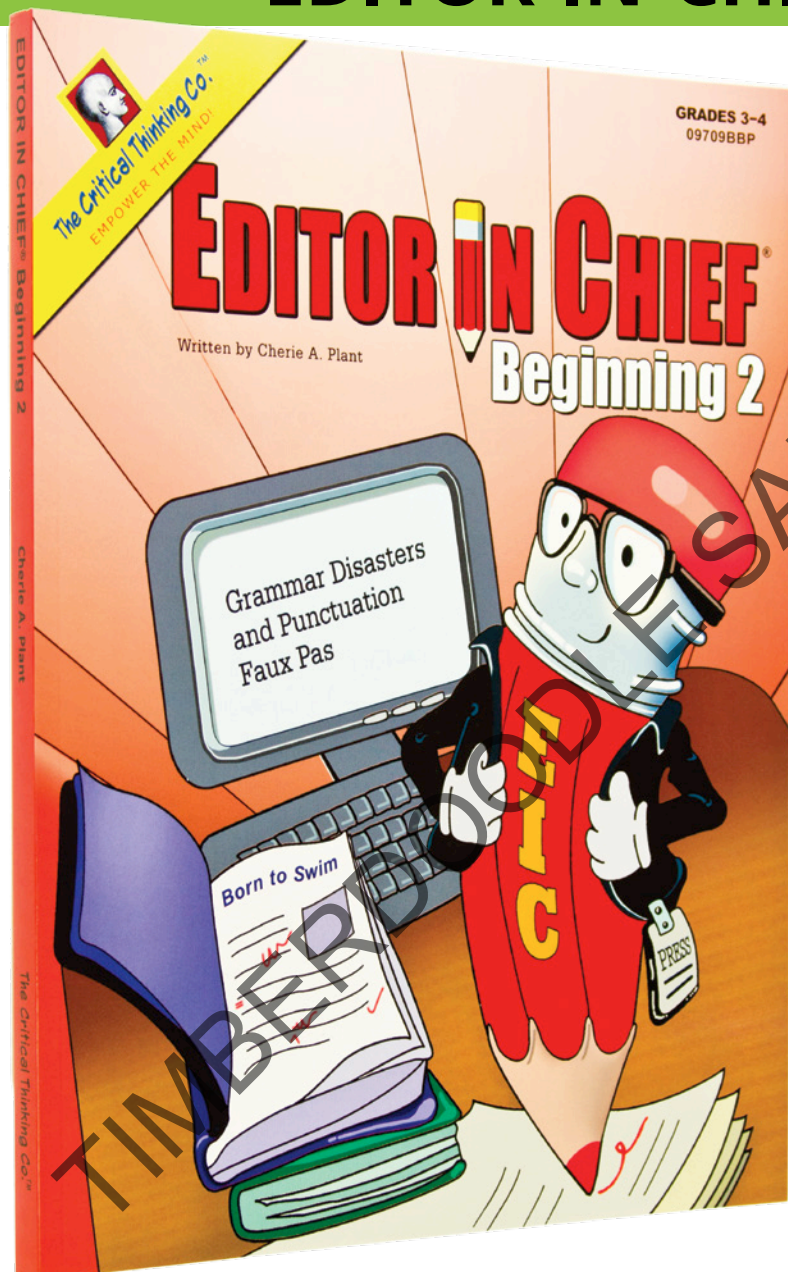
ELITE



TIMBER DOODLES SAMPLE PAGES



EDITOR-IN-CHIEF BEGINNING 2



Since no one writes perfectly on the first draft, being able to correct mistakes in one's writing is an essential part of being a great writer. But every budding writer knows how difficult it can be to spot the errors in your own work. Editor-in-Chief lets your child train his proofreading skills on someone else's work, which is both more fun and more productive!

Editor-in-Chief improves your child's grammar, punctuation, spelling, capitalization, and attention to detail using a standards-based thinking approach rather than drill and practice.

Scheduling

One activity (either a lesson or a review) a week will sharpen your child's skills without being a burden.

BASIC

COMPLETE

ELITE

THE PILGRIM'S PROGRESS



BASIC

COMPLETE

ELITE

Classic literature made accessible! Originally printed with what we would today call archaic language, the story carried such simple charm that for many years The Pilgrim's Progress was the "other book" in the Christian home, studied and taught second only to the Bible itself. Even today The Pilgrim's Progress offers themes and struggles that would resonate with any modern Christian.

This special edition two-volume set of The Pilgrim's Progress is shortened and retold in graphic novel form for those who want to know Bunyan's story but find the language of the original difficult to understand.

Scheduling

If you want to assign this reading, there are just over 300 pages in all, so 8 to 9 a week would finish it in a year. We'd be surprised if you can make them last that long, though!

Note:

In keeping with a typical graphic novel style, several figures are drawn in a way that many of us consider to be a poor role model for modesty. However, overall we think that The Pilgrim's Progress Graphic Novel Set is still excellent. Families as conservative as ours may wish to add a touch of white-out.