



Timberdoodle's  
Curriculum Handbook

2015-2016 edition



# Welcome to Ninth Grade

TIMBERDODD SAMPLE PAGES

## We're So Glad You're Here!



Congratulations on choosing to homeschool your child this year! Whether this is your first year as a teacher or your tenth, we're confident you'll find that there is very little that compares to watching your child's learning take off.

## On Your Mark, Get Set, Go!

Preparing for your student's first "school day" as a high-schooler is very easy. First, peruse this guide yourself, then let your student review the materials so you can plan his schedule together. After planning, you'll simply turn the entire set over to your student and take your place as his coach while his independent learning ability takes off!

## We're Here to Help You

We would love to assist you if questions come up, so please don't hesitate to contact us with any questions, comments, or concerns. Whether you contact us by phone, email, or live online chat, you will get a real person who is eager to serve you and your family. Have an absolutely amazing year with your child!



**THIS YEAR  
YOU AND YOUR  
STUDENT WILL  
LEARN MORE  
THAN YOU  
HOPED  
WHILE  
HAVING A  
BLAST. READY?  
YOU ARE GOING  
TO LOVE THIS!**

# CONTENTS

**06** Dear Parent

**24** Thinking Skills

**09** Introduction

**28** Science

**10** Schedules &  
Planning

**32** History

**16** Language Arts

**36** S.T.E.A.M.

**22** Math

**42** Art

TIMBERDOODLE SAMPLE PAGES



**44** Study Helps, etc.

**48** Career Planning 101

**50** Eight Reasons to Go  
Build Something!

**52** Two Types of  
Thinking

**54** What About a  
Foreign Language?



# Dear Parent

Congratulations and welcome to the high-school years! Whether this is your first year of homeschooling or you've come this far through years of teaching, you've now reached a real milestone. Not only will your student continue planning for college, apprenticeship, or the specific vocation he

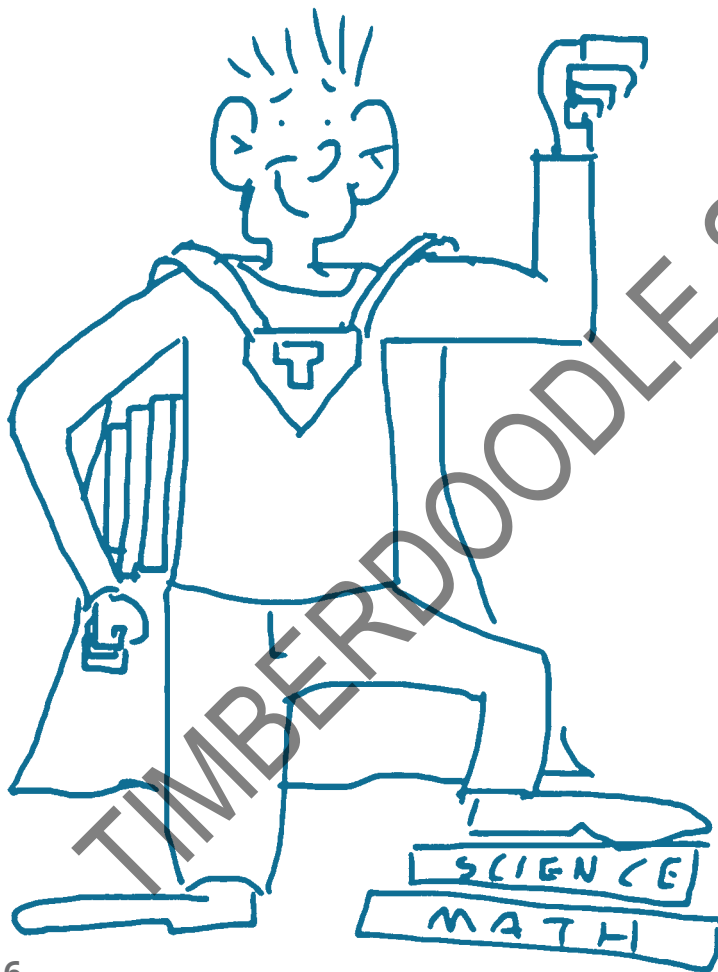
has in mind, but you will also be working with him to become a truly independent learner.

## Your New Role

Think of your role this year as less of a teacher (step-by-step directions and oversight) and more of a career counselor/tutor. You are there to help him stay on track and to give direction and assistance when he gets stuck, but the primary responsibility falls to him. There are many ways to get to that point, but these steps worked for our family.

### 1. Annual Planning Meeting

At the beginning of the school year, Mom sat down with each student to iron out expectations, motivation, subjects, etc. We would discuss what our goals were, what subjects were mandatory, and which ones the student really wanted to add to the plan. The final step was to determine a completion date and calculate how many weeks we had to complete the work. If you plan around a typical school year, then 36 weeks is what you'll want to base your weekly checklist on. (We suggest that you also take some time at this meeting to work through the High School Planner and lay out even longer term goals.)



## 2. Weekly Checklist

Now that you both know what you want to cover and over what period of time, it is a simple matter to determine how many pages should be done each week. We've already done all this work for you on pages 13-15, and you'll find it easy to add in any additional titles or subjects.

## 3. Expectations

Before you end this meeting, make sure you are both on the same page and understand that everything on the weekly checklist must happen or else \_\_\_\_, as we agreed. In our family, Friday night was family night, and anyone whose list wasn't done simply couldn't participate until he finished. While that was perfect for us, it won't work for every family. Find something that works for both of you and put it in writing if needed. It is worth the effort to keep peace later!

## 4. Coaching

Within a few weeks, your student should be able to complete his checklist independently and on time. However, if you've never had such a hands-off approach to homeschooling, it is reasonable to spend some time coaching his budding independence with reminders and even direct oversight of some subjects.

Just don't lose sight of the goal! Of course, don't feel guilty if you have some subjects which you would rather do as a family or that you yourself would like to learn alongside your student. You will both enjoy that! At the same time, though, don't hesitate to turn over the teacher's books and answer keys, equipping your student to be truly self-teaching. In that light, you'll find the rest of this guide is written to your student to give him all the information he needs to get started.





TIMBERDOODLE SAMPLE PAGES



# Meet Your Guide

## THREE QUICK TIPS TO GET YOU STARTED

### **All the Details Included**

This Timberdoodle Curriculum Kit is available in three different standard levels: Basic, Complete, or Elite. This allows you to choose the assortment best suited to your interest level, your family's schedule, and your family's budget. In this guide, you'll find an overview and any tips for each of the items included in the Elite Curriculum Kit. If you are working with a Basic or Complete Kit, or if your family customized your kit, you did not receive every item, so you'll only need to familiarize yourself with the ones which were included in your kit.

### **Simple Is Better**

We really believe that, so your guide is as simple as we could make it. First up are the annual planner and sample weekly checklists, the absolute backbones of Timberdoodle's Curriculum Kits. More on those in a moment. Next up are short bios of each item in your

kit, designed to explain why each is included this year. We've also thrown in our tips or tricks to make this year more awesome for you. Finally, we'll conclude with favorite articles and tidbits amassed in our 30 years of homeschool experience.

### **Why Week by Week Works**

We know you. OK, maybe not you personally, but we have yet to meet a homeschooler who didn't have other irons in the fire. From running an entrepreneurial start-up to swimming lessons or volunteer opportunities, your weeks are not dull. A daily schedule could overwhelm you, but having a weekly checklist is the perfect blend of enough structure to finish in a timely fashion and enough freedom that your adventures won't make for stressful catch-up days. Relax; this year is so doable!

# Planning Your Year

## HOW TO USE TIMBERDOODLE'S PLANNERS

### **If You Want to Finish It This Year**

A standard school year is 36 weeks long, so that's what our samples here will show. But you do not have to use that schedule! Perhaps you'd like to expedite this year so all school is done before sports season? Or perhaps you prefer to school year-round and keep your brain sharp and work-load light?

### **Use the Customizer**

On the next pages you'll find sample weekly checklists for Basic, Complete, and Elite kits. Before you photocopy 36 of them, take a moment to check out the custom schedule builder that came free with your kit. At [www.TimberdoodleSchedules.com](http://www.TimberdoodleSchedules.com) you'll not only easily adjust the weeks, but also tweak the checklist to include exactly what you want listed.

### **Designed for Maximum Flexibility**

No two families are identical, so don't expect your pace or daily school time to be identical. We asked the families who used our high school kits last year how long their student

spent on "school." Nearly 65% estimated that they spent 3-5 hours a day specifically on these materials. That leaves about 35% spending more or less time than that, so don't stress if your schedule doesn't exactly match up. And, of course, the time you spend will be greatly impacted by how in-depth you take your studies, your learning approach, how distractable you allow yourself to be, and much more. Make sure you allow yourself some time to find your own rhythm!

### **Meeting State Requirements**

Check <https://www.hslda.org/laws> to see your specific requirements. For many states it is sufficient to simply hang on to your completed and dated weekly checklists along with a sampling of your best work this year and your completed One Year Planner. However, a more formal portfolio may be recommended for your state, your future college, etc. Take some time to determine how best to log all your work early in the year, so you can get your process refined as early as possible.

# WEEKLY CHECKLIST (COMPLETE)

<b>Language Arts</b>	Easy Grammar Ultimate	5 lessons																		
	Writing with Skill 2	1 week's worth																		
	Editor-in-Chief	2 lessons																		
<b>Math</b>	Teaching Textbooks Algebra 1	4-5 lessons																		
<b>Thinking Skills</b>	Building Thinking Skills Verbal	10 pages																		
	Anti-Virus Logic Game	1-2 challenges																		
<b>S.T.E.A.M.</b>	Arduino Lab Kit	1 project																		
<b>History</b>	The Mystery of History 3	1 week's work																		
	United States Constitution	1-2 a month																		
<b>Science</b>	Precepts in Biology	3 lessons																		
	Biology 101	as desired																		
<b>Etc.</b>	High School One Year Planner	daily																		




TIMBERDOODLE SAMPLE PAGES



# Language Arts

Writing well and understanding language roots may seem unimportant to you, but these may very well be the most critical portions of your study this year. From writing an essay for your college application to publishing your resume, writing your first patient report as a doctor or submitting your final paper, your writing skills will impact your life even in a “non-writing” occupation. Of course, the impact will be much greater if you’re going to make a living as a journalist, script writer, or author!



# EASY GRAMMAR ULTIMATE

Most students dread grammar study because it is too complex. But Easy Grammar is just that, easy.

Easy Grammar Ultimate 9 is designed specifically to introduce and teach essential grammar concepts to older students, regardless of their previous grammar background. In just ten to fifteen minutes a day, you will be functioning at a ninth-grade level and be competent to undertake your state or college prep tests.

This book contains 180 daily teaching lessons, each divided into five parts: Capitalization, Punctuation, Grammar, Other Concepts, and Sentence Combining (with an emphasis on expository [informational] writing). As a bonus, as you practice your grammar skills, you will also be reviewing age-appropriate history, science, literature, geography, and so much more.


## Scheduling

Five lessons a week will complete the entire book in a standard school year.

*While a student workbook is available, we have opted to include only a teacher's manual. This is not just to save money; what's even more important is that having the answers available lets you check your own work and learn from any mistakes.*



# WRITING WITH SKILL 2



## BASIC COMPLETE ELITE

What if you could sit under the instruction of one of the world's most well-known homeschool authors? Would you perk up if you knew that your coach was not only a renowned teacher but also one with a great deal of experience in writing?

Now you can! Susan Wise Bauer was homeschooled herself for much of her education, long before homeschooling was popular. She is the author of such popular titles as *The Well-Trained Mind*, *The*

Story of the World series, and now *Writing with Skill*.

*Writing with Skill 2* provides you with straightforward, detailed explanations of how to construct and organize compositions, chronological narratives, biographical sketches, descriptions, and critical literary essays on fiction and poetry.

Rigorous, without being too technical or tedious, we love that *Writing with Skill* uses selections from famous authors to teach the concepts.

*Writing with Skill 2* is a comprehensive writing course conveniently segmented into 36 weeks of lessons.

The Instructor Text provides step-by-step directions, answers, and additional explanations if you get stuck.

### Scheduling

Simply complete one week's work every week and you'll be right on schedule.



# EDITOR-IN-CHIEF

Since no one writes perfectly on the first draft, being able to correct mistakes in one's writing is an essential part of being a great writer. But every budding writer knows how difficult it can be to spot the errors in your own work. Editor-in-Chief lets you train your proofreading skills on someone else's work, which is both more fun and more productive!

Editor-in-Chief improves your grammar, punctuation, spelling, capitalization, and attention to detail in the most fun approach we've seen!

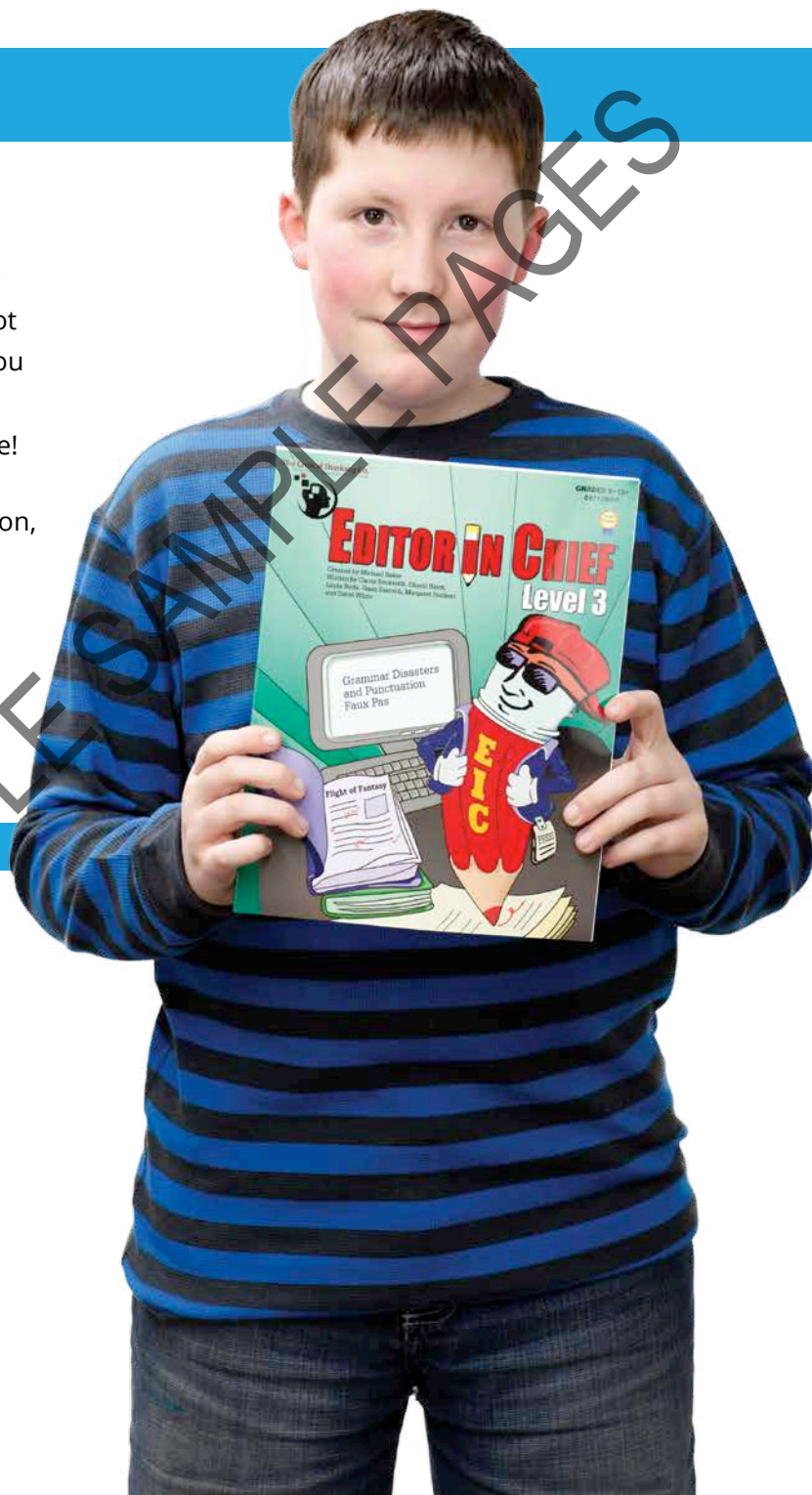

## Scheduling

Just two pages a week will sharpen your skills.

BASIC

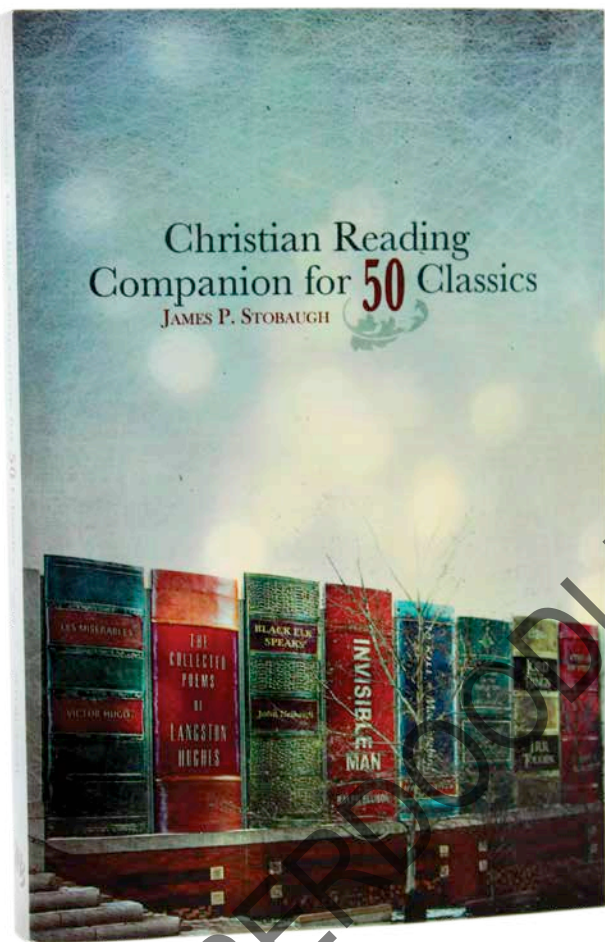
COMPLETE

ELITE





# CHRISTIAN READING COMPANION



Do you know your classics? Preparing for college often necessitates reading and understanding the classics. The cheapest route is to use your local library, but if you've ever attempted this project on your own you know that the number of "classics" is as overwhelming as it is to understand what these famous authors are trying to say.

Christian Reading Companion for 50 Classics solves both problems by offering appropriate suggestions within the context of a Christian perspective, then offering you some insights into what you are reading. Selections include books and plays with short descriptions of each title; questions to ponder; and insights into character, plot, and more.

## Scheduling

If you are an ambitious reader, you could attempt to read through many of these books this year. However, it is a rare teen who can truly take that on in a single year. We suggest choosing about thirteen classics to complete this year, knowing that you'll continue at this pace through high school.



BASIC

COMPLETE

ELITE