



TIMBERDOODLE SAMPLE PAGES

Timberdoodle's
Curriculum Handbook

2015-2016 edition

Welcome to Seventh Grade

SECTION

BATSUIT BASICS

To fight crime on the mean streets of Gotham City, Batman wears a body armor. For Batman, the layers and pieces of his Batsuit are the key to staying safe. His skintight suit may look thin, but it offers more protection than most of us see.

DRESSING IN LAYERS

Staying warm and dry is as important in our world as it is in Batman's. Have you ever been told to wear lots of layers to stay warm? That's because multiple layers trap warm air in between them.

When it comes to bodysuits like Batman's, layers are important as well. For instance, divers wear snug, flexible wetsuits to keep warm in cold water. Wetsuits are also made of multiple layers. Some even have a thin metal lining to help reflect body heat. But most important, wetsuits have a layer of synthetic rubber called neoprene.

Neoprene is loaded with tiny nitrogen gas bubbles. The bubbles help stop heat from leaving your body, making neoprene a good insulator. Neoprene is also physically tough. It resists tearing from flexing and twisting. Neoprene is a great material to use if you move like a super hero.

A wetsuit wears a neoprene suit to keep warm in the water.

SUITED FOR SPACE

Layered bodysuits offer protection all over our world—and even beyond! Astronauts gear up in amazing suits to survive in outer space. On spacewalks in sunlight, their suits shield them from temperatures hotter than boiling water. In the darkness, their suits withstand temperatures that can drop to minus 250 degrees Fahrenheit (minus 157 degrees Celsius). Brrrr!





We're So Glad You're Here!

Congratulations on choosing to homeschool your child this year! Whether this is your first year as a teacher or your tenth, we're confident you'll find that there is very little that compares to watching your child's learning take off. In fact, teaching can be quite addictive, so be forewarned!

On Your Mark, Get Set, Go!

Preparing for your first "school day" is very easy. Peruse this guide, look over the typical schedule, browse the introductions in your books, and you will be ready to go.



We're Here to Help You

We would love to assist you if questions come up, so please don't hesitate to contact us with any questions, comments, or concerns. Whether you contact us by phone, email, or live online chat, you will get a real person who is eager to serve you and your family. Have an absolutely amazing year with your child!



**THIS YEAR
YOU AND YOUR
CHILD WILL
LEARN MORE
THAN YOU
HOPED
WHILE
HAVING A
BLAST. READY?
YOU ARE GOING
TO LOVE THIS!**

CONTENTS

07 Introduction

28 Science

08 Schedules &
Planning

34 History

14 Language Arts

38 S.T.E.A.M.

20 Math

42 Art

24 Thinking Skills

46 Study Helps, etc.

TIMBERDODDLE SAMPLE PAGES

50 Why Learn
Independently?

52 Ten Reasons to Go
Build Now!

54 Convergent &
Divergent Thinking

56 What About
Common Core?

58 Homeschooling
Gifted Children





Meet Your Handbook

THREE QUICK TIPS TO GET YOU STARTED

All the Details Included

This Timberdoodle Curriculum Kit is available in three different standard levels: Basic, Complete, or Elite. This allows you to choose the assortment best suited to your child's interest level, your family's schedule, and your budget. In this guide, you'll find an overview and any tips for each of the items included in the Elite Curriculum Kit. If you purchased a Basic, Complete, or if you customized your kit, you chose not to receive every item, so you'll only need to familiarize yourself with the ones which were included in your kit.

Simple Is Better

We really believe that, so your guide is as simple as we could make it. First up are the annual planner and sample weekly checklists, the absolute backbones of Timberdoodle's Curriculum Kits. More on those in a moment. Next up are short bios of each item in your

kit, ideal for refreshing your memory on why each is included or to show Dad exactly what your seventh-grader will be covering this year. We've also thrown in our tips or tricks to make this year more awesome for all of you. Finally, we'll conclude with favorite articles and tidbits amassed in our 30 years of homeschool experience.

Why Week by Week Works

We know you. OK, maybe not you personally, but we have yet to meet a homeschooler who didn't have other irons in the fire. From homesteading or running a business to swimming lessons or doctor's appointments, your weeks are not dull. A daily schedule could overwhelm you both, but having a weekly checklist is the perfect blend of enough structure to finish in a timely fashion and enough freedom that your adventures won't make for stressful catch-up days. Relax; this is so doable!

Planning Your Year

HOW TO USE TIMBERDOODLE'S PLANNERS

If You Want to Finish It This Year

A standard school year is 36 weeks long, so that's what our samples here will show. But your family does not have to use that schedule! Perhaps you'd like to expedite this year so all school is done before baby arrives? Or perhaps your family prefers to school year-round and keep that brain sharp?

Use the Customizer

On the next pages you'll find sample weekly checklists for Basic, Complete, and Elite kits. Before you photocopy 36 of them, take a moment to check out the custom schedule builder that came free with your kit. At www.TimberdoodleSchedules.com, you'll not only easily adjust the weeks, but also tweak the checklist to include exactly what you want listed.

Designed for Maximum Flexibility

No two families are identical, so don't expect your pace or daily school time to be identical. Off to the dentist's this week? You won't fall behind by taking a day off. Or perhaps you'd

like to save science for Saturdays so Dad can be involved? Again, perfect! You even have a little slush room in most subjects, so don't hesitate to trim the lessons short on a long week.

Normal

We asked parents who used this kit last year how long their student spent on "school." Over 75% of them estimated that their student spent 3-5 hours a day on their kit. That is a lot of variation and is likely to be impacted by how in-depth you take your child's studies, what your child's learning approach is, how distractable he is, and much more. Make sure you allow yourself and your child some time to find your own rhythm!

Meeting State Requirements

Check <https://www.hslda.org/laws> to see your specific requirements. For many states it is sufficient to simply hang on to your completed and dated weekly checklists along with a sampling of your child's best work this year.

WEEKLY CHECKLIST (COMPLETE)

Language Arts	Easy Grammar Plus	9 worksheets											
	Wordsmith	1 week's worth											
	Editor-in-Chief Level 2	2 activities											
	Word Roots Level 1	1-2 portions											
	Pathway Reader 7	3+ selections											
Math	Teaching Textbooks 7	3-4 lessons											
Thinking Skills	Fallacy Detective & Thinking Toolbox	2+ lessons											
	Laser Maze Logic	1-2 challenges											
S.T.E.A.M.	Engino Simple Machines	1 topic a month											
History	The Mystery of History 1	1 week's work											
Science	Apologia Chemistry and Physics	1 module or its experiments											
	Batman Science	4 pages											
Art	Simply Draw	1-2 lessons											
	Dream House Doodles	3-4 spreads											




Language Arts

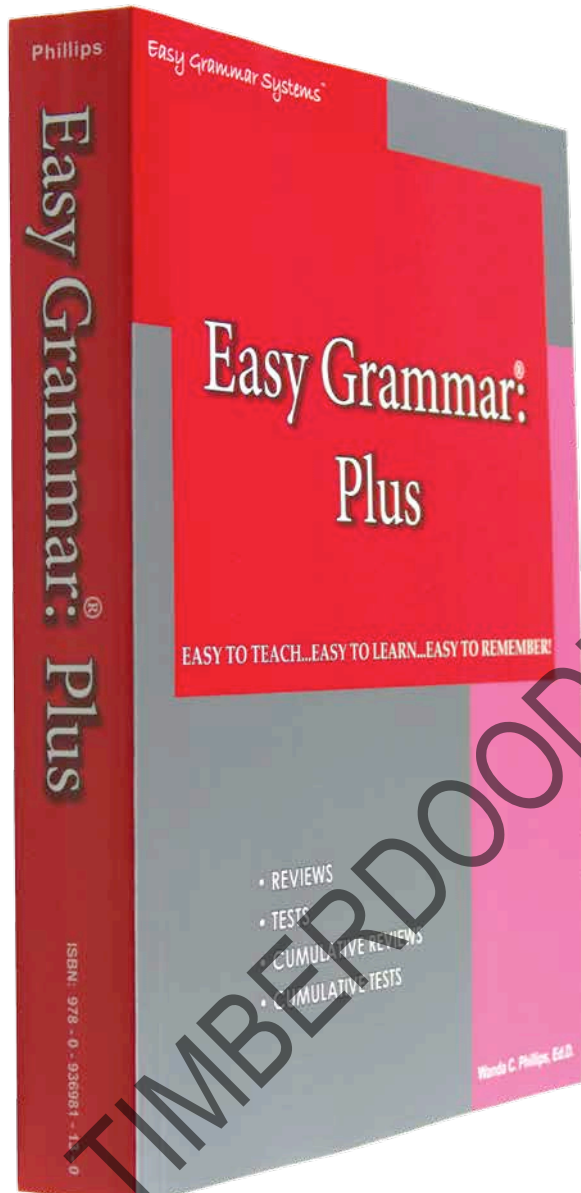
Reading is probably the most important skill your child will practice this year. Whether he is a natural reader or one who doesn't truly enjoy reading, it is critical to make reading as fun and rewarding as possible now.

Our experience is that the best way to cultivate an eager reader is to constantly supply him with reading materials that interest him. Future doctors may want to read up on anatomy, young explorers are drawn to the escapades of adventurers young and old, and the baby-lover in your family will be captivated by adoption stories.

Assign reading if you must, but encourage it at all costs; a child who enjoys reading will find it easier to excel in every area.



EASY GRAMMAR PLUS



Most children dread grammar study because it is too complex. But Easy Grammar is just that, easy.

What sets Easy Grammar apart from other grammar programs is the memorization of prepositions. This is the first step, because once the student can identify and eliminate the prepositional phrases in a sentence, then determining the subject, verb, and other parts of speech is much easier. In fact, the hardest part will be memorizing the prepositions. After that, everything falls into place.

By deleting and marking certain words or phrases, Easy Grammar employs a virtually “hands-on” approach. This very logical, simple, no-nonsense grammar program is easy to use because each lesson focuses on just one topic. It is straightforward for the student to understand and provides a logical sequence of language arts skills.

Scheduling

Nine worksheets a week will complete the entire book in a school year. However, that does not include tests. If your family feels those are important, you will want to allow time for those as well.

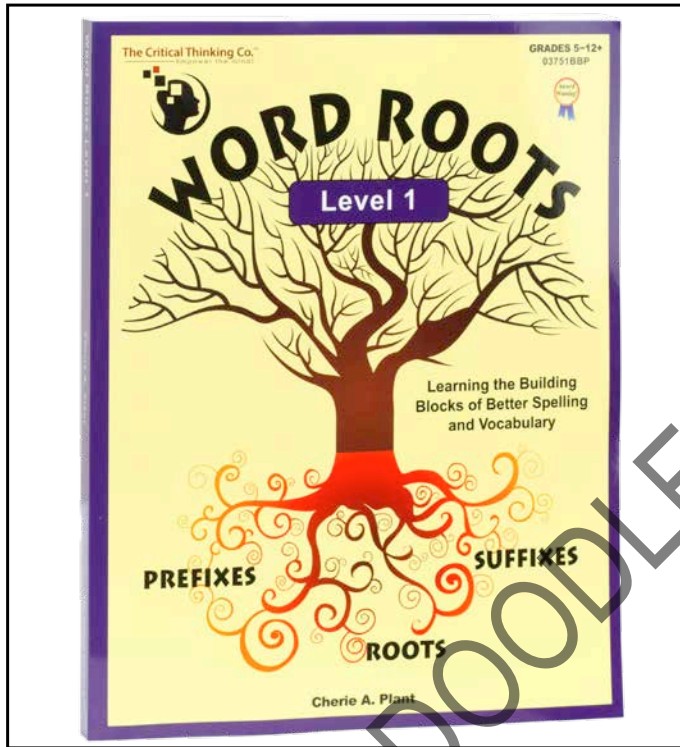
While a student workbook is available, we have opted to include only a teacher's manual. This is not just to save money; what's even more important is that having the answers available for your student helps him learn to check his own work, bolstering his ability to work independently.

BASIC

COMPLETE

ELITE

WORD ROOTS LEVEL 1



BASIC

COMPLETE

ELITE

Word Roots Level 1 teaches your child the meanings of Latin and Greek prefixes, roots, and suffixes of words commonly used in English. Word Roots will add hundreds of words to your child's vocabulary and greater depth to his thinking and writing.

Scheduling

With 32 lessons and 15 reviews, you will want to do 1-2 lessons and/or reviews a week.

WORDSMITH



Practical, straight-forward, and even humorous—doesn't that sound like the perfect writing program? Step-by-step instructions are provided that will help any writer improve his techniques.

The introduction provides a brief review of grammar followed by instruction on building stronger sentences, descriptive and narrative writing, creating dialogue, story writing, and writing from a particular point of view.

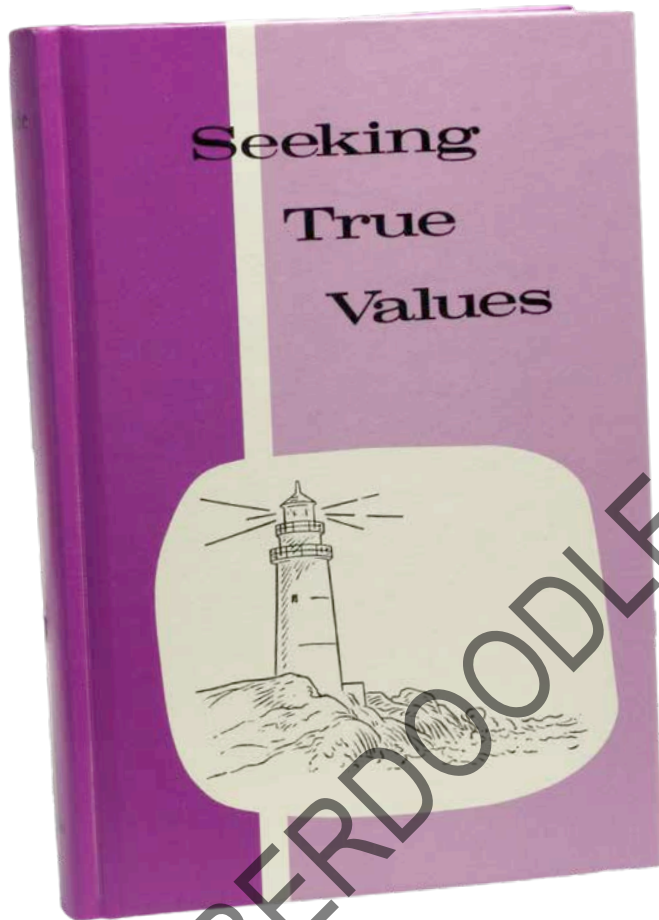
Plus, practice the essential skills of every good writer: proofreading and revising. You'll be impressed to see your child's skill grow all year, and he just may be surprised to find that he actually enjoys writing after all!

Scheduling

The Wordsmith teacher's manual includes a 36-week plan, perfect for a traditional school year. If the pace is too rigorous for your student, you can opt to spread the course over two years and just drop next year's writing course. Don't hesitate to do this—it is important not to overwhelm your developing writer.

BASIC COMPLETE ELITE

PATHWAY READER



A family favorite for decades, Pathway readers are written to be used in Amish schools so the stories are centered around farm life, with horse auctions, harvests, and LARGE families. How refreshingly sweet! Because they are basal readers, you can expect them to be more challenging than standard fare, and more interesting!

Scheduling


With 45 chapters and 66 poems to read, completing 3 readings a week will have your student easily finishing his Pathway reader this year.




BASE

COMPLETE

ELITE



EDITOR-IN-CHIEF LEVEL 2



Since no one writes perfectly on the first draft, being able to correct mistakes in one's writing is an essential part of being a great writer. But every budding writer knows how difficult it can be to spot the errors in your own work. Editor-in-Chief lets your child train his proofreading skills on someone else's work, which is both more fun and more productive!

Editor-in-Chief improves your child's grammar, punctuation, spelling, capitalization, and attention to detail using a standards-based thinking approach rather than drill and practice.

Scheduling

Two activities (either a lesson or a review) a week will sharpen your child's skills without being a burden.

BASIC

COMPLETE

ELITE

ABCDEFGHIJKLMNOPQRSTUVWXYZ