



TIMBERDOODLE SAMPLE PAGES

Timberdoodle's
Curriculum Handbook

2015-2016 edition

Welcome to Sixth Grade





We're So Glad You're Here!

Congratulations on choosing to homeschool your child this year! Whether this is your first year as a teacher or your tenth, we're confident you'll find that there is very little that compares to watching your child's learning take off. In fact, teaching can be quite addictive, so be forewarned!

On Your Mark, Get Set, Go!

Preparing for your first "school day" is very easy. Peruse this guide, look over the typical schedule, browse the introductions in your books, and you will be ready to go.



We're Here to Help You

We would love to assist you if questions come up, so please don't hesitate to contact us with any questions, comments, or concerns. Whether you contact us by phone, email, or live online chat, you will get a real person who is eager to serve you and your family. Have an absolutely amazing year with your child!



**THIS YEAR
YOU AND YOUR
CHILD WILL
LEARN MORE
THAN YOU
HOPED
WHILE
HAVING A
BLAST. READY?
YOU ARE GOING
TO LOVE THIS!**

CONTENTS

07 Introduction

08 Schedules & Planning

14 Language Arts

22 Math

24 Thinking Skills

28 Science

34 History & Geography

42 S.T.E.A.M.

46 Art

52 Study Helps, etc.

56

Why Learn
Independently?

59

Convergent &
Divergent Thinking

60

What About
Common Core?

62

Homeschooling
Gifted Children



TIMBERDIDDLE SAMPLE PAGES



TIMBERDOODLE SAMPLE PAGES

Meet Your Handbook

THREE QUICK TIPS TO GET YOU STARTED

All the Details Included

This Timberdoodle Curriculum Kit is available in three different standard levels: Basic, Complete, or Elite. This allows you to choose the assortment best suited to your child's interest level, your family's schedule, and your budget. In this guide, you'll find an overview and any tips for each of the items included in the Elite Curriculum Kit. If you purchased a Basic, Complete, or if you customized your kit, you chose not to receive every item, so you'll only need to familiarize yourself with the ones which were included in your kit.

Simple Is Better

We really believe that, so your guide is as simple as we could make it. First up are the annual planner and sample weekly checklists, the absolute backbones of Timberdoodle's Curriculum Kits. More on those in a moment. Next up are short bios of each item in your

kit, ideal for refreshing your memory on why each is included or to show Dad exactly what your sixth-grader will be covering this year. We've also thrown in our tips or tricks to make this year more awesome for all of you. Finally, we'll conclude with favorite articles and tidbits amassed in our 30 years of homeschool experience.

Why Week by Week Works

We know you. OK, maybe not you personally, but we have yet to meet a homeschooler who didn't have other irons in the fire. From homesteading or running a business to swimming lessons or doctor's appointments, your weeks are not dull. A daily schedule could overwhelm you both, but having a weekly checklist is the perfect blend of enough structure to finish in a timely fashion and enough freedom that your adventures won't make for stressful catch-up days. Relax; this is so doable!

Planning Your Year

HOW TO USE TIMBERDOODLE'S PLANNERS

If You Want to Finish It This Year

A standard school year is 36 weeks long, so that's what our samples here will show. But your family does not have to use that schedule! Perhaps you'd like to expedite this year so all school is done before baby arrives? Or perhaps your family prefers to school year-round and keep that brain sharp?

Use the Customizer

On the next pages you'll find sample weekly checklists for Basic, Complete, and Elite kits. Before you photocopy 36 of them, take a moment to check out the custom schedule builder that came free with your kit. At www.TimberdoodleSchedules.com, you'll not only easily adjust the weeks, but also tweak the checklist to include exactly what you want listed.

Designed for Maximum Flexibility

No two families are identical, so don't expect your pace or daily school time to be identical. Off to the dentist's this week? You won't fall behind by taking a day off. Or perhaps you'd

like to save science for Saturdays so Dad can be involved? Again, perfect! You even have a little slush room in most subjects, so don't hesitate to trim the lessons short on a long week.

Normal

We asked parents who used this kit last year how long their student spent on "school." Nearly 75% of them estimated that their student spent 3-5 hours a day on their kit. That is a lot of variation and is likely to be impacted by how in-depth you take your child's studies, what your child's learning approach is, how distractable he is, and much more. Make sure you allow yourself and your child some time to find your own rhythm!

Meeting State Requirements

Check <https://www.hslda.org/laws> to see your specific requirements. For many states it is sufficient to simply hang on to your completed and dated weekly checklists along with a sampling of your child's best work this year.

WEEKLY CHECKLIST (COMPLETE)

Language Arts	Easy Grammar	10 worksheets																
	Wordsmith Apprentice	1 section																
	Typing Instructor	3 lessons																
	Spelling You See G	1 week's work																
	WordUp!	1 - 2 a month																
	Pathway Reader 6	2 - 3 selections																
Math	Teaching Textbooks 6	3-4 lessons/ quizzes																
Thinking Skills	Critical and Creative	4 pages																
	Brain Fitness Solitaire Chess	2-3 challenges																
S.T.E.A.M.	Sphero Robot	1 session																
History & Geography	Uncle Sam & You	5 lessons																
	The Search & A Family Secret	4 pages																
	Daily Geography	1 week's work																
Science	Exploring...Anatomy	1 module or its experiments																
	3-D Torso Puzzle	once a month																
	Human Body Cube	once a month																
Art	Doodle Your Day	7 projects																
	Complete-A-Sketch Advanced	2 projects																




Language Arts

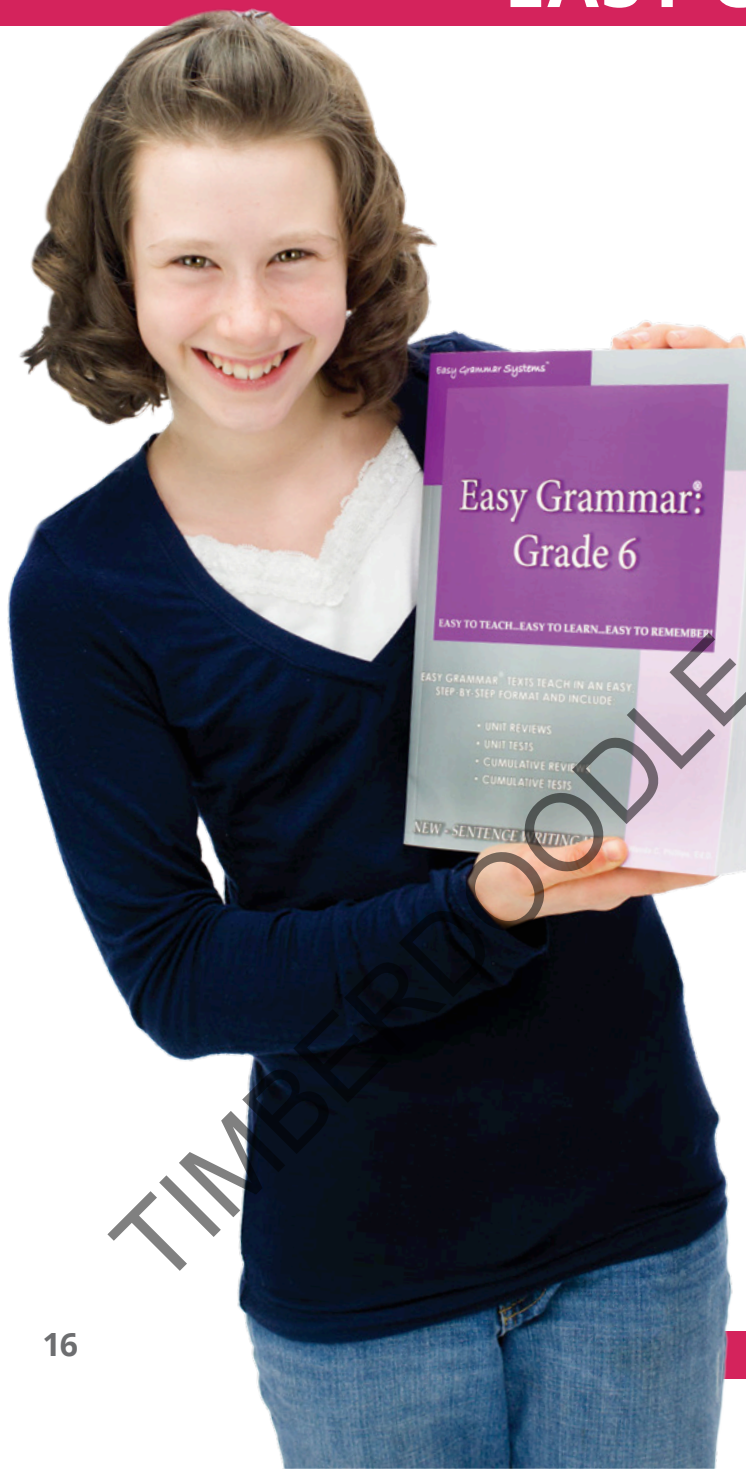
Reading is probably the most important skill your child will practice this year. Whether he is a natural reader or one who doesn't truly enjoy reading, it is critical to make reading as fun and rewarding as possible now.

Our experience is that the best way to cultivate an eager reader is to constantly supply him with reading materials that interest him. Future doctors may want to read up on anatomy, young explorers are drawn to the escapades of adventurers young and old, and the baby-lover in your family will be captivated by adoption stories.

Assign reading if you must, but encourage it at all costs; a child who enjoys reading will find it easier to excel in every area.



EASY GRAMMAR GRADE 6



Most children dread grammar study because it is too complex. But Easy Grammar is just that, easy.

What sets Easy Grammar apart from other grammar programs is the memorization of prepositions. This is the first step, because once the student can identify and eliminate the prepositional phrases in a sentence, then determining the subject, verb, and other parts of speech is much easier. In fact, the hardest part will be memorizing the prepositions. After that, everything falls into place.

By deleting and marking certain words or phrases, Easy Grammar employs a virtually “hands-on” approach. This very logical, simple, no-nonsense grammar program is easy to use because each lesson focuses on just one topic. It is straightforward for the student to understand and provides a logical sequence of language arts skills.

Scheduling

Ten worksheets a week will complete the entire book in a school year.

While a student workbook is available, we have opted to include only a teacher’s manual. This is not just to save money; what’s even more important is that having the answers available for your student helps him learn to check his own work, bolstering his ability to work independently.

PATHWAY READER

A family favorite for decades, Pathway readers are written to be used in Amish schools so the stories are centered around farm life, with horse auctions, harvests, and LARGE families. How refreshingly sweet! Because they are basal readers, you can expect them to be more challenging than standard fare, and more interesting!

Scheduling

With 38 chapters and 46 poems to read, completing 2 readings a week will have your child easily finishing his Pathway reader this year.

BASIC

COMPLETE

ELITE




WORDSMITH APPRENTICE

Practical, straight-forward, humorous, and even fun—doesn't that sound like the perfect writing program? The comic strips sprinkled throughout and the newspaper employee theme disguise a seriously thorough writing course.

Your child will develop his writing skills as he participates in every role on a newspaper staff: editor, reporter, writer, etc. You'll be impressed to see his skill and even a love for writing grow as he expresses himself through sentence and paragraph writing, persuasive writing, and much more.

Scheduling

It will be simplest for you to schedule this by section, completing 1 of the 34 sections each week.



SPELLING YOU SEE G



This new multisensory spelling program has us convinced that it will help your child become a confident, successful speller, naturally and at his own speed. And it has a plethora of research to back us up! Because Spelling You See encourages visual memory rather than rote memory, there are no weekly spelling lists or tests and very little instructor preparation.

Each daily lesson in Spelling You See: Modern Milestones uses real words presented in context within passages about artists, musicians, scientists, and others who have influenced our world since early modern times. Spelling You See: Modern Milestones is colorful, short, to the point, and fun! Did I mention we're in love? You will be too when you discover how relaxed and easy to implement Spelling You See is.

Scheduling

36 weeks of work, with 5 daily activities each, are already planned out for you. Just open and go!

BASIC

COMPLETE

ELITE

TYPING INSTRUCTOR

In this day and age, every student should graduate as a skilled typist, and Typing Instructor is by far the best way to get there!

As a busy teaching parent, and with children who felt equally occupied with commitments, we were looking for a no-nonsense approach to typing. Being able to get in, get the lesson done, and move on is a tremendous benefit, and with Typing Instructor Platinum you can.

Typing Instructor Platinum offers a variety of typing plans that can be tailored to your child's skill level and preferences. His weak areas will be automatically targeted and you could even choose to create your own lessons, add your own music, or build your own typing plans. Finally, the clincher for us was the dictation feature. Here your child will improve his touch-typing skills by typing as the computer reads a passage aloud to him. As you can guess, some passages are better than others, but this is a great, practical skill, so sort through the essays to find ones that you are comfortable with.

By the way, you may not think of typing as a writing skill, yet many children don't enjoy writing simply because they write so slowly that they frustrate themselves. If that is your child's story, we encourage you to allow him to complete most of his writing assignments at the computer, working on handwriting skills separately.

Scheduling

As your schedule allows, though we suggest 3 lessons a week.




WORDUP!



WordUp is brimming with excellent video footage and informative slides, and the humor of the lessons makes the content both fun and memorable. After completing WordUp!, your child will have a better understanding of many English words, and he will also have a foundation to decode many more. Each of the 10 lessons (12-15 min. each) teaches two Latin and Greek roots and about 20 corresponding English words, for a total of over 200 English vocabulary words learned. Also included is the link to excellent online vocabulary flashcards, quizzes, and games – a great way for your student to review and retain what he’s learned.

Scheduling

Spread the fun out by watching 1 or 2 lessons a month, or watch and re-watch the DVD as often as you like. Optional online flashcards, quizzes, and games can be used after each lesson or as a challenging review after completing the entire DVD.



BASIC

COMPLETE

ELITE

ABCDEFGHIJKLMNOPQRSTUVWXYZ