



10

Timberdoodle's Curriculum Handbook

TIMBERDOODLE SAMPLE PAGES

2015-2016 edition

TeenCoder™ Series
Windows Programming

Welcome to Tenth Grade



We're So Glad You're Here!

Congratulations on choosing to homeschool this year! Whether this is your first year or your tenth, we're confident you'll find that there is very little that compares to the thrill of learning!

On Your Mark, Get Set, Go!

Preparing for your student's first "school day" as a high-schooler is very easy. First, peruse this guide yourself, then let your student review the materials so you can plan his schedule together. After planning, you'll simply turn the entire set over to your student and take your place as his coach while his independent learning ability takes off!



We're Here to Help You

We would love to assist you if questions come up, so please don't hesitate to contact us with any questions, comments, or concerns. Whether you contact us by phone, email, or live online chat, you will get a real person who is eager to serve you and your family. Have an absolutely amazing year!



**THIS YEAR
YOU AND YOUR
STUDENT WILL
LEARN MORE
THAN YOU
HOPED
WHILE
HAVING A
BLAST. READY?
YOU ARE GOING
TO LOVE THIS!**

CONTENTS

06 Dear Parent

22 Thinking Skills

09 Introduction

26 Science

10 Schedules &
Planning

32 History

16 Language Arts

34 S.T.E.A.M.

20 Math

38 Art

TIMBERDODDLE SAMPLE PAGES


40 Study Helps, etc.

44 Career Planning 101

46 Eight Reasons to Go
Build Something!

48 Two Types of
Thinking

50 What About a
Foreign Language?



Dear Parent

Congratulations and welcome to the high-school years! Whether this is your first year of homeschooling or you've come this far through years of teaching, you've now reached a real milestone. Not only will your student continue planning for college, apprenticeship, or the specific vocation he

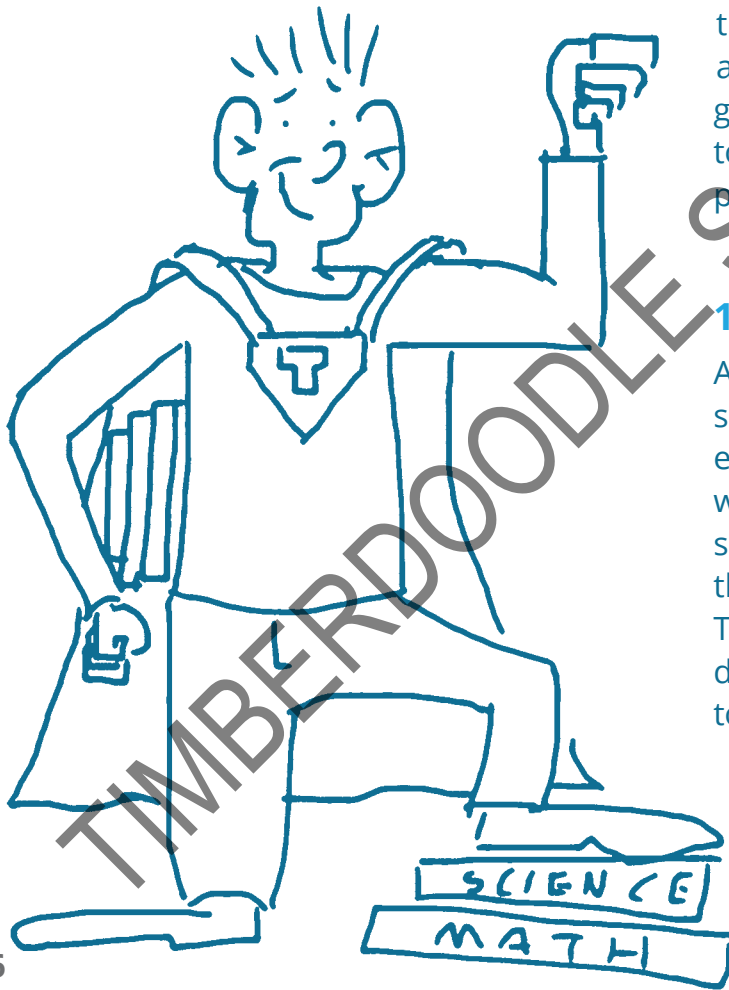
has in mind, but you will also be working with him to become a truly independent learner.

Your New Role

Think of your role this year as less of a teacher (step-by-step directions and oversight) and more of a career counselor/tutor. You are there to help him stay on track and to give direction and assistance when he gets stuck, but the primary responsibility falls to him. There are many ways to get to that point, but these steps worked for our family.

1. Annual Planning Meeting

At the beginning of the school year, Mom sat down with each student to iron out expectations, motivation, subjects, etc. We would discuss what our goals were, what subjects were mandatory, and which ones the student really wanted to add to the plan. The final step was to determine a completion date and calculate how many weeks we had to complete the work. If you plan around a typical school year, then 36 weeks is what you'll want to base your weekly checklist on. (We suggest that you also take some time at this meeting to work through the High School Planner and lay out even longer term goals.)



2. Weekly Checklist

Now that you both know what you want to cover and over what period of time, it is a simple matter to determine how many pages should be done each week. We've already done all this work for you on pages 13-15, and you'll find it easy to add in any additional titles or subjects.

3. Expectations

Before you end this meeting, make sure you are both on the same page and understand that everything on the weekly checklist must happen or else ____, as we agreed. In our family, Friday night was family night, and anyone whose list wasn't done simply couldn't participate until he finished. While that was perfect for us, it won't work for every family. Find something that works for both of you and put it in writing if needed. It is worth the effort to keep peace later!


4. Coaching

Within a few weeks, your student should be able to complete his checklist independently and on time. However, if you've never had such a hands-off approach to homeschooling, it is reasonable to spend some time coaching his budding independence with reminders and even direct oversight of some subjects.

Just don't lose sight of the goal! Of course, don't feel guilty if you have some subjects which you would rather do as a family or that you yourself would like to learn alongside your student. You will both enjoy that! At the same time, though, don't hesitate to turn over the teacher's books and answer keys, equipping your student to be truly self-teaching. In that light, you'll find the rest of this guide is written to your student to give him all the information he needs to get started.



TIMED PROOFS SAMPLE PAGES



CHRONOLOGICAL, CHRISTIAN, and COMPLETE
 A World History Student Reader (for 6th-12th Grades)

The *Mystery of History* provides a historically accurate, Christ-centered approach to three aspects of world history from "Wars of Independence to Modern Times" (1789-2014). These volumes additionally use the "Common Goals" included in *Our Common Good* (2014) to provide a reading, writing, and research program. The *Mystery of History* offers something for all learning styles and supports all methods of instruction.

Chronological - Beginning with Creation, the *Mystery of History* four-volume series presents world history in chronological order, covering every corner of the globe.

Volume I - Creation to the Resurrection (c. 6004 B.C. - c. A.D. 33)
Volume II - The Early Church and the Middle Ages (c. A.D. 33 - 1453)
Volume III - The Renaissance, Reformation, and Growth of Nations (1453 - 1789)
Volume IV - Wars of Independence, Reformation, and Growth of Nations (1789 - 2014)

Complete - The *Mystery of History* is distinctly written from a Christian perspective. Creation-based world history is the foundation of the *Mystery of History* series. The *Mystery of History* series is the only world history series that includes a complete, Christian-based world history curriculum. The *Mystery of History* series is the only world history series that includes a complete, Christian-based world history curriculum. The *Mystery of History* series is the only world history series that includes a complete, Christian-based world history curriculum.



Linda Lacour Hobar
 Linda Lacour Hobar is a Christian author and educator. She has a Bachelor of Arts degree from the University of Utah and a Master of Education degree from the University of Utah. She has been teaching for over 20 years and has written several books for children and young adults. She is currently writing a book on the history of the world from a Christian perspective.

Volume IV
 THE MYSTERY of HISTORY IV
 Linda Lacour Hobar

The MYSTERY of HISTORY



Volume IV
 Wars of Independence
 to Modern Times
 Student Reader
 Linda Lacour Hobar

Meet Your Guide

THREE QUICK TIPS TO GET YOU STARTED

All the Details Included

This Timberdoodle Curriculum Kit is available in three different standard levels: Basic, Complete, or Elite. This allows you to choose the assortment best suited to your interest level, your family's schedule, and your family's budget. In this guide, you'll find an overview and any tips for each of the items included in the Elite Curriculum Kit. If you are working with a Basic or Complete Kit, or if your family customized your kit, you did not receive every item, so you'll only need to familiarize yourself with the ones which were included in your kit.

Simple Is Better

We really believe that, so your guide is as simple as we could make it. First up are the annual planner and sample weekly checklists, the absolute backbones of Timberdoodle's Curriculum Kits. More on those in a moment. Next up are short bios of each item in your

kit, designed to explain why each is included this year. We've also thrown in our tips or tricks to make this year more awesome for you. Finally, we'll conclude with favorite articles and tidbits amassed in our 30 years of homeschool experience.

Why Week by Week Works

We know you. OK, maybe not you personally, but we have yet to meet a homeschooler who didn't have other irons in the fire. From running an entrepreneurial start-up to swimming lessons or volunteer opportunities, your weeks are not dull. A daily schedule could overwhelm you, but having a weekly checklist is the perfect blend of enough structure to finish in a timely fashion and enough freedom that your adventures won't make for stressful catch-up days. Relax; this year is so doable!

Planning Your Year

HOW TO USE TIMBERDOODLE'S PLANNERS

If You Want to Finish It This Year

A standard school year is 36 weeks long, so that's what our samples here will show. But you do not have to use that schedule! Perhaps you'd like to expedite this year so all school is done before sports season? Or perhaps you prefer to school year-round and keep your brain sharp and work-load light?

Use the Customizer

On the next pages you'll find sample weekly checklists for Basic, Complete, and Elite kits. Before you photocopy 36 of them, take a moment to check out the custom schedule builder that came free with your kit. At www.TimberdoodleSchedules.com you'll not only easily adjust the weeks, but also tweak the checklist to include exactly what you want listed.

Designed for Maximum Flexibility

No two families are identical, so don't expect your pace or daily school time to be identical. We asked the families who used our high school kits last year how long their student

spent on "school." Nearly 65% estimated that they spent 3-5 hours a day specifically on these materials. That leaves about 35% spending more or less time than that, so don't stress if your schedule doesn't exactly match up. And, of course, the time you spend will be greatly impacted by how in-depth you take your studies, your learning approach, how distractable you allow yourself to be, and much more. Make sure you allow yourself some time to find your own rhythm!

Meeting State Requirements

Check <https://www.hslda.org/laws> to see your specific requirements. For many states it is sufficient to simply hang on to your completed and dated weekly checklists along with a sampling of your best work this year and your completed One Year Planner. However, a more formal portfolio may be recommended for your state, your future college, etc. Take some time to determine how best to log all your work early in the year, so you can get your process refined as early as possible.

WEEKLY CHECKLIST (COMPLETE)


Language Arts	Easy Grammar Ultimate	5 lessons					
	Writing with Skill 3	1 week's work					
Math	Teaching Textbooks Geometry	3-4 lessons					
Thinking Skills	Philosophy Adventure	1 a month					
	What's Your Worldview?	1-2 sections					
	Cobra Twist	1-2 challenges					
History	The Mystery of History 4	1 week's worth					
Science	Integrated Physics and Chemistry	5 lessons a week					
	Chemistry 101	as desired					
	Investigating a Car Crash	as desired					
Etc.	High School One Year Planner	daily					



TIMBERDOODLE SAMPLE PAGES

Language Arts

Writing well and understanding language roots may seem unimportant to you, but these may very well be the most critical portions of your study this year. From writing an essay for your college application to publishing your resume, writing your first patient report as a doctor or submitting your final paper, your writing skills will impact your life even in a “non-writing” occupation. Of course, the impact will be much greater if you’re going to make a living as a journalist, script writer, or author!



EASY GRAMMAR ULTIMATE

Most students dread grammar study because it is too complex. But Easy Grammar is just that, easy.

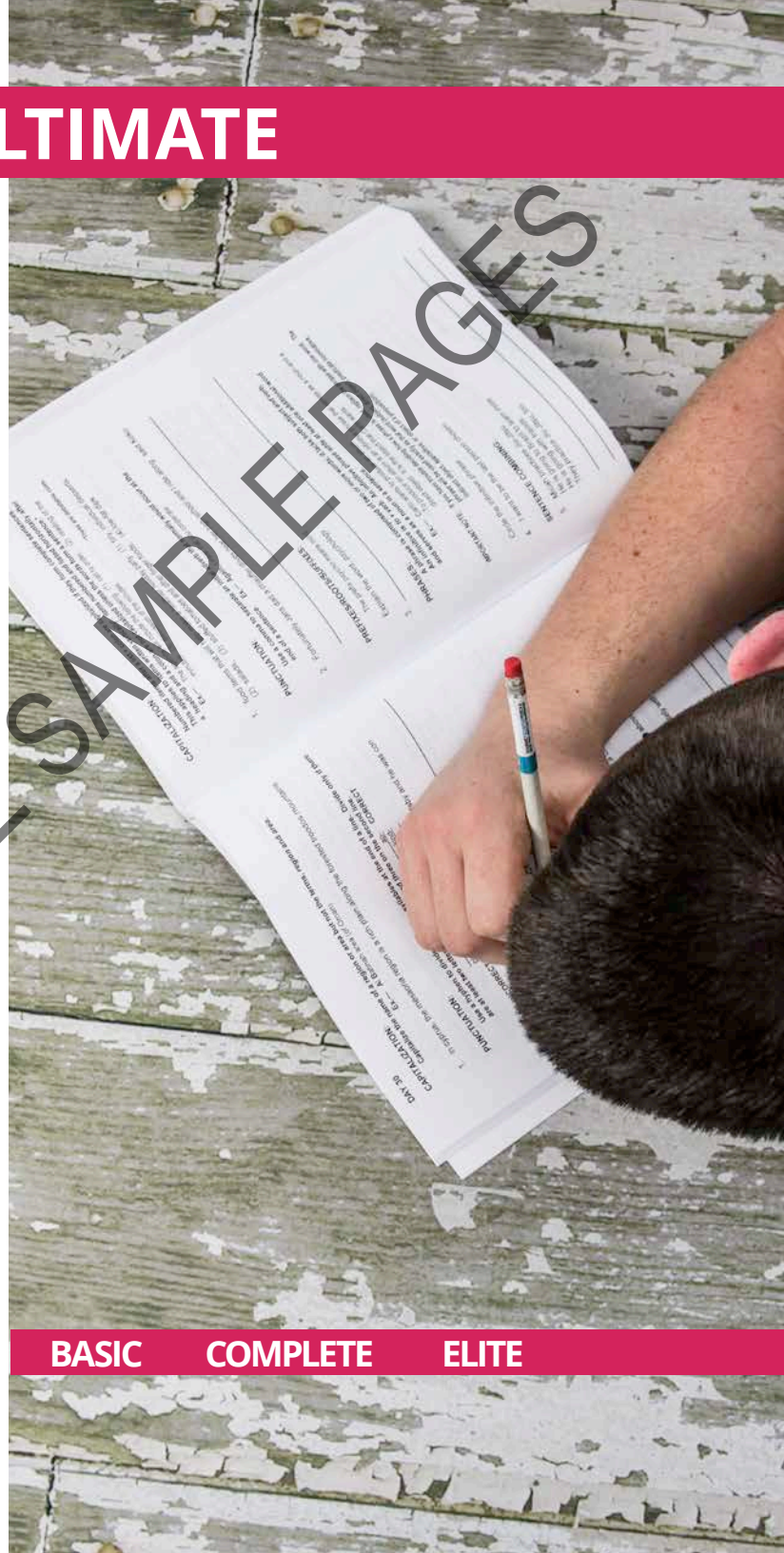
Easy Grammar Ultimate 10 is designed specifically to introduce and teach essential grammar concepts to older students, regardless of their previous grammar background. In just ten to fifteen minutes a day, you will be functioning at a tenth-grade level and be competent to undertake your state or college prep tests.

This book contains 180 daily teaching lessons, each divided into five parts: Capitalization, Punctuation, Grammar, Other Concepts, and Sentence Combining (with an emphasis on expository [informational] writing). As a bonus, as you practice your grammar skills, you will also be reviewing age-appropriate history, science, literature, geography, and so much more.

Scheduling

Five lessons a week will complete the entire book in a standard school year.

While a student workbook is available, we have opted to include only a teacher's manual. This is not just to save money; what's even more important is that having the answers available lets you check your own work and learn from any mistakes.



BASIC

COMPLETE

ELITE

WRITING WITH SKILL 3



What if you could sit under the instruction of one of the world's most well-known homeschool authors? Would you perk up if you knew

we love that Writing with Skill uses selections from famous authors to teach the concepts.

Writing with Skill 3 is a comprehensive writing course conveniently segmented into 36 weeks of lessons.

The Instructor Text provides step-by-step directions, answers, and additional explanations if you get stuck.

Scheduling

Simply complete one week's work every week and you'll be right on schedule.

that your coach was not only a renowned teacher but also one with a great deal of experience in writing?

Now you can! Susan Wise Bauer was homeschooled herself for much of her education, long before homeschooling was popular. She is the author of such popular titles as *The Well-Trained Mind*, *The Story of the World* series, and now *Writing with Skill*.

Writing with Skill provides you with straightforward, step-by-step instruction in how to write narratives, sequences, definitions, explanations, comparisons and contrasts, biographical sketches, and much more.

Rigorous, without being too technical or tedious,

BASIC

COMPLETE

ELITE

