

How to Create Your Own miniLUK Exercises

To create your own miniLUK exercises you need:

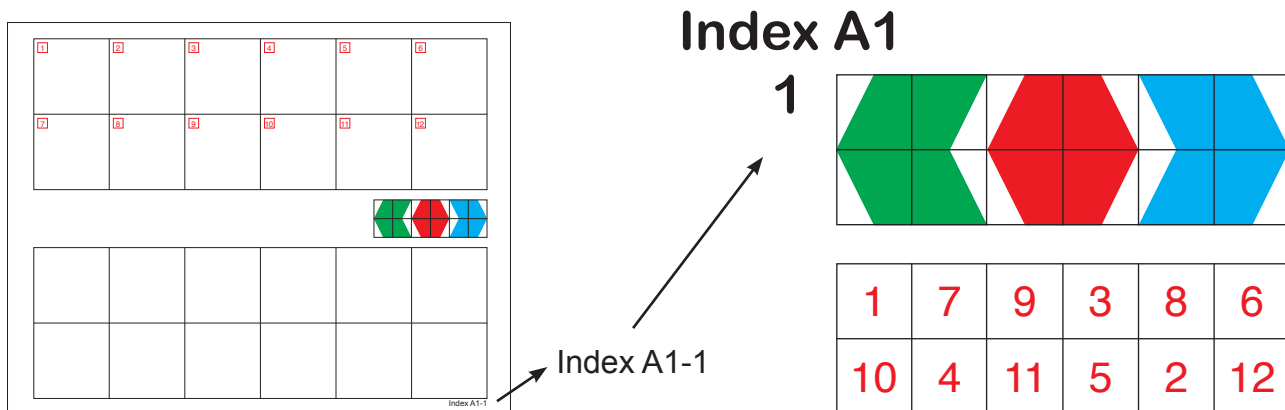
1. This document, either printed in color or view on screen for reference
2. Color printout of any page from miniLUK templates document (a separate PDF document)
3. miniLUK Controller.

The design of miniLUK is quite simple: by arranging the 12 miniLUK tiles into a proper layout, the back of the tiles (the side with red, green, or blue polygon) will form a symmetrical pattern that matches the answer. There are 94 selected patterns listed in this document starting page 3. Each pattern has its corresponding layouts represents the answer. Follow the below 3 steps to create your customized exercises:

Step 1: Choose any page from the miniLUK templates document that you wish to use, and print it out in color.

Step 2: Design your exercises according to the matching pattern:

Let's use page 1 from the templates as an example. Note that on the bottom right corner there is an index number - "Index A1-1". This number represents the location for the pattern used in the exercise page. In this example, you would locate the pattern on "Index A1" (page 3). And the pattern is the first pattern labelled "1".

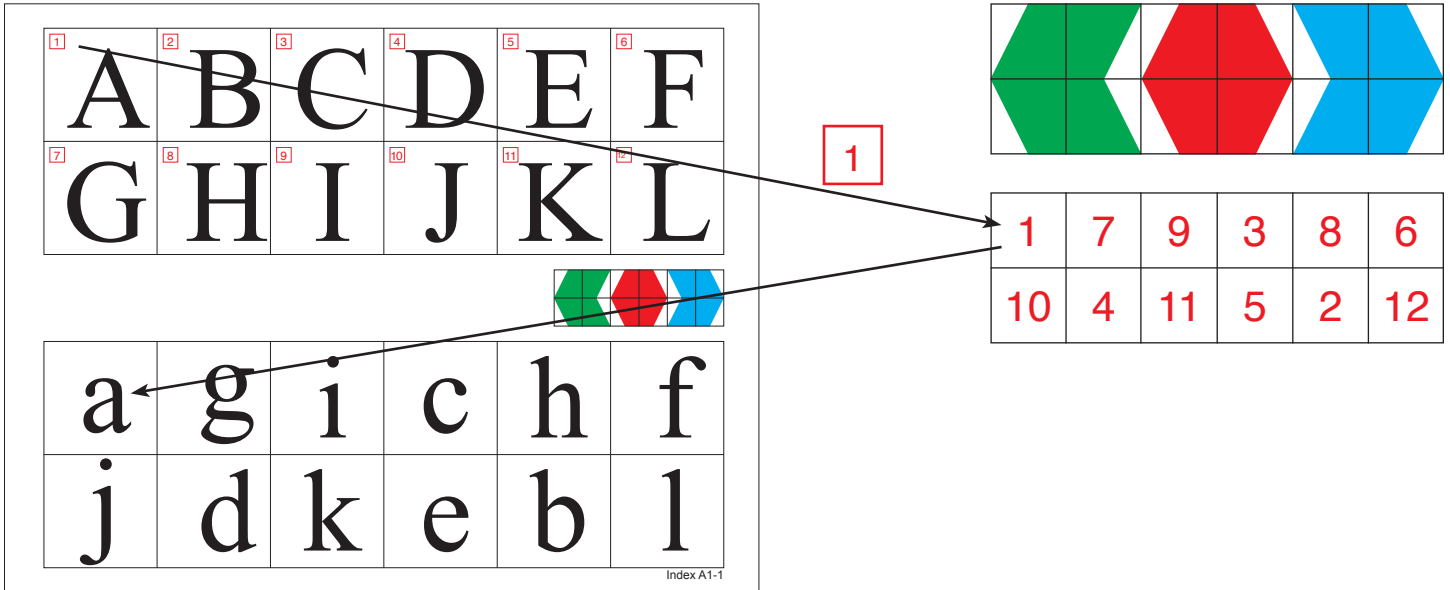


Let's design a simple exercise for children to match upper-case to lower-case alphabets:

- | | | | |
|---------|---------|---------|---------|
| A --> a | B --> b | C --> c | D --> d |
| E --> e | F --> f | G --> g | H --> h |
| I --> i | J --> j | K --> k | L --> l |

How to Create Your Own miniLUK Exercises (continue)

The upper-case alphabets are the questions, which should be placed on the top of the page inside those 12 boxes:



In order to form the correct patterns we need to put the answers (lower-case alphabets) onto the bottom positions according to the layout shown below the pattern. The tile with the number 1 (red) is at the top-left corner in the layout, so we will put the answer of “A”, that is the lower-case “a”, onto the same top-left position at the bottom page. For “b”, the answer of tile number 2, it will be the second from the right most position at the bottom row. Repeat the same step to place all 12 answers into the proper positions. Now we have completed the design.

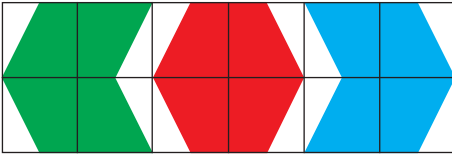
Step 3: Use the miniLUK Controller to play the exercise just like your child will do to confirm that you have designed the exercise page correctly.

Congratulations! You have successfully created a customized miniLUK exercise page. Please refer to www.beyond123.com web site and LUK Community forum for more samples and ideas.

Note: the miniLUK templates document contains only 24 pre-made exercise pages but with a generic blank one at the last page. You could cut off any pattern you like to use for your design from this document and adhere to the generic exercise page. Follow the same steps above to create your customized exercises.


Index A1

1



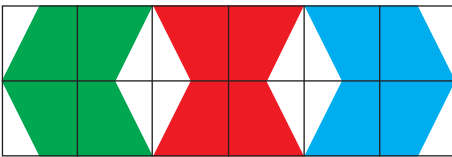
1	7	9	3	8	6
10	4	11	5	2	12

5



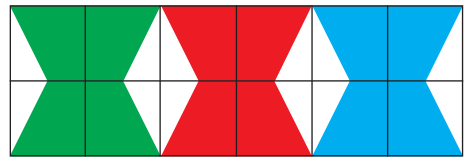
10	7	9	3	8	12
1	4	11	5	2	6

2




1	7	11	5	8	6
10	4	9	3	2	12

6




10	7	11	5	8	12
1	4	9	3	2	6

3




1	7	3	9	8	6
10	4	5	11	2	12

7




10	7	3	9	8	12
1	4	5	11	2	6

4



1	7	5	11	8	6
10	4	3	9	2	12

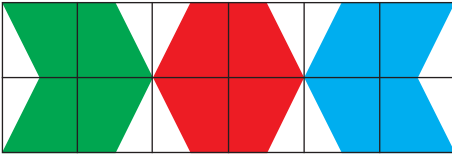
8



10	7	5	11	8	12
1	4	3	9	2	6

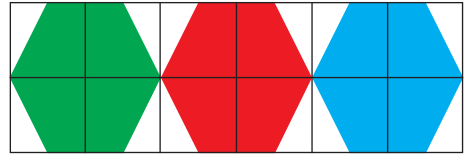
Index A2

1



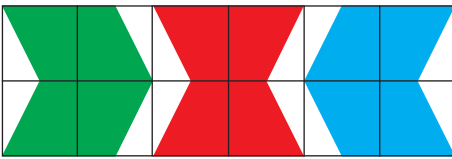
10	4	9	3	2	12
1	7	11	5	8	6

5



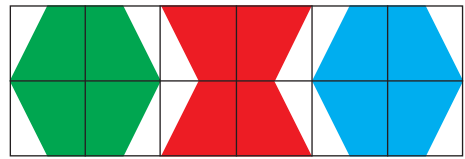
1	4	9	3	2	6
10	7	11	5	8	12

2




10	4	11	5	2	12
1	7	9	3	8	6

6




1	4	11	5	2	6
10	7	9	3	8	12

3




10	4	3	9	2	12
1	7	5	11	8	6

7




1	4	3	9	2	6
10	7	5	11	8	12

4



10	4	5	11	2	12
1	7	3	9	8	6


8



1	4	5	11	2	6
10	7	3	9	8	12


Index A3

1




7	1	9	3	6	8
4	10	11	5	12	2

5




7	10	9	3	12	8
4	1	11	5	6	2

2



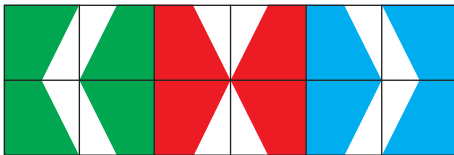
7	1	11	5	6	8
4	10	9	3	12	2

6



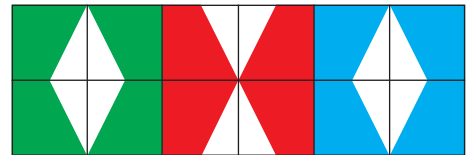
7	10	11	5	12	8
4	1	9	3	6	2

3




7	1	3	9	6	8
4	10	5	11	12	2

7




7	10	3	9	12	8
4	1	5	11	6	2

4



7	1	5	11	6	8
4	10	3	9	12	2


8



7	10	5	11	12	8
4	1	3	9	6	2


Index A4

1




4	10	9	3	12	2
7	1	11	5	6	8

5




4	1	9	3	6	2
7	10	11	5	12	8

2



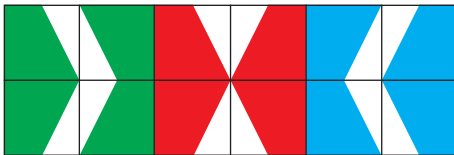
4	10	11	5	12	2
7	1	9	3	6	8

6



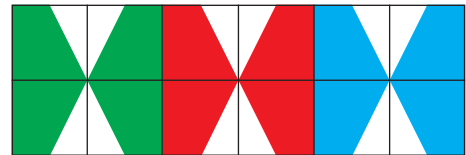
4	1	11	5	6	2
7	10	9	3	12	8

3




4	10	3	9	12	2
7	1	5	11	6	8

7




4	1	3	9	6	2
7	10	5	11	12	8

4



4	10	5	11	12	2
7	1	3	9	6	8

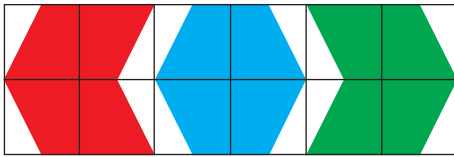
8



4	1	5	11	6	2
7	10	3	9	12	8

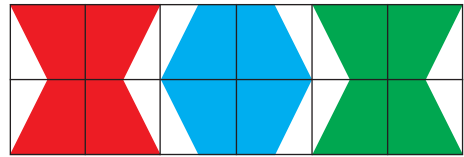
Index B1

1



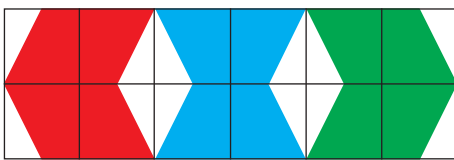
9	5	2	6	10	4
11	3	8	12	1	7

5



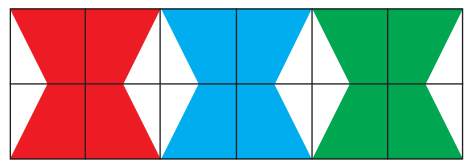
11	5	2	6	10	7
9	3	8	12	1	4

2



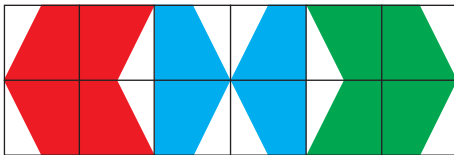
9	5	8	12	10	4
11	3	2	6	1	7

6



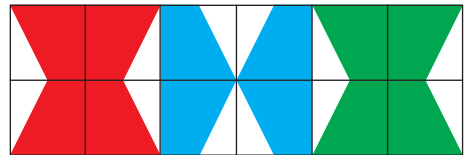
11	5	8	12	10	7
9	3	2	6	1	4

3




9	5	6	2	10	4
11	3	12	8	1	7

7




11	5	6	2	10	7
9	3	12	8	1	4

4



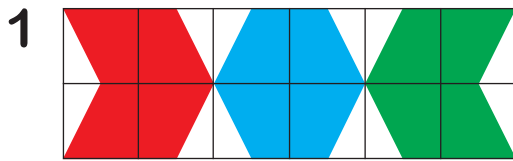
9	5	12	8	10	4
11	3	6	2	1	7

8

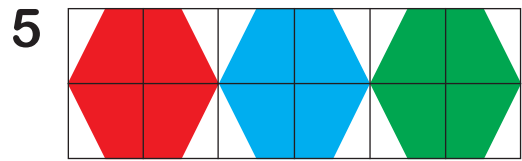


11	5	12	8	10	7
9	3	6	2	1	4

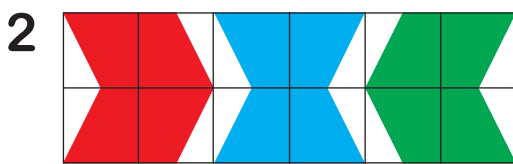
Index B2



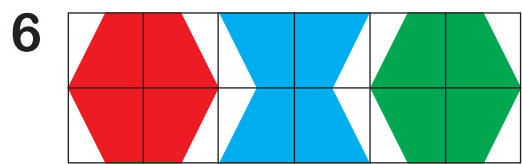
11	3	2	6	1	7
9	5	8	12	10	4



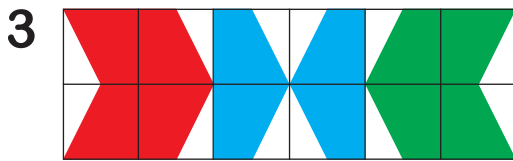
9	3	2	6	1	4
11	5	8	12	10	7



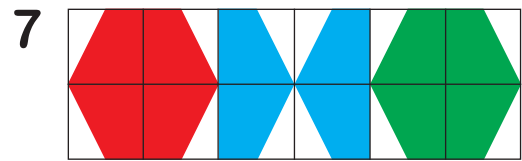
11	3	8	12	1	7
9	5	2	6	10	4



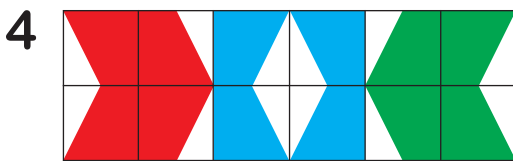
9	3	8	12	1	4
11	5	2	6	10	7



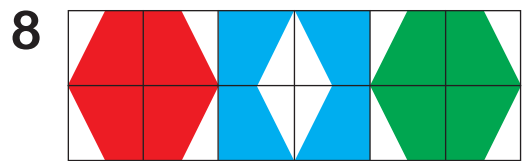
11	3	6	2	1	7
9	5	12	8	10	4



9	3	6	2	1	4
11	5	12	8	10	7



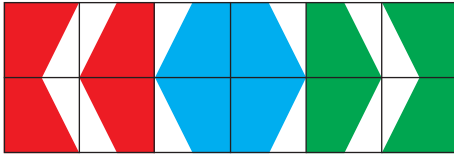
11	3	12	8	1	7
9	5	6	2	10	4



9	3	12	8	1	4
11	5	6	2	10	7

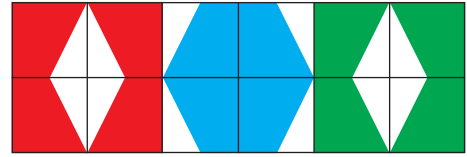
Index B3

1



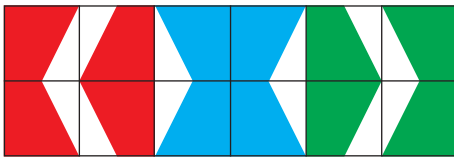
5	9	2	6	4	10
3	11	8	12	7	1

5



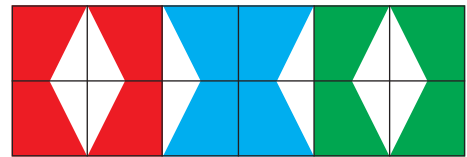
5	11	2	6	7	10
3	9	8	12	4	1

2



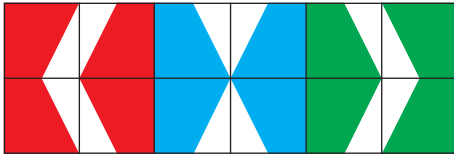
5	9	8	12	4	10
3	11	2	6	7	1

6



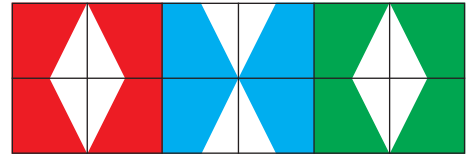
5	11	8	12	7	10
3	9	2	6	4	1

3



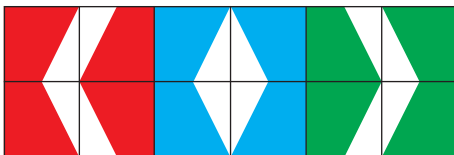
5	9	6	2	4	10
3	11	12	8	7	1

7




5	11	6	2	7	10
3	9	12	8	4	1

4



5	9	12	8	4	10
3	11	6	2	7	1

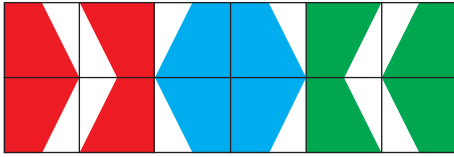
8



5	11	12	8	7	10
3	9	6	2	4	1

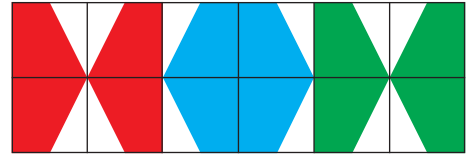
Index B4

1



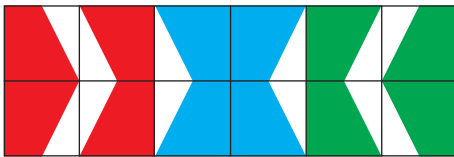
3	11	2	6	7	1
5	9	8	12	4	10

5



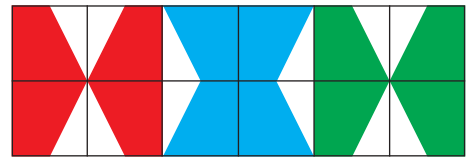
3	9	2	6	4	1
5	11	8	12	7	10

2



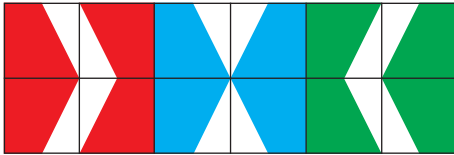
3	11	8	12	7	1
5	9	2	6	4	10

6



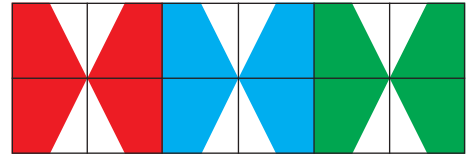
3	9	8	12	4	1
5	11	2	6	7	10

3



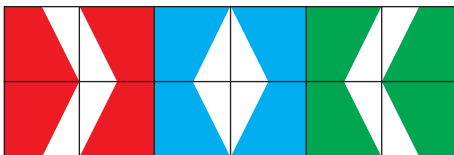
3	11	6	2	7	1
5	9	12	8	4	10

7




3	9	6	2	4	1
5	11	12	8	7	10

4



3	11	12	8	7	1
5	9	6	2	4	10


8



3	9	12	8	4	1
5	11	6	2	7	10

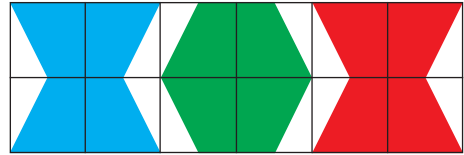
Index C1

1



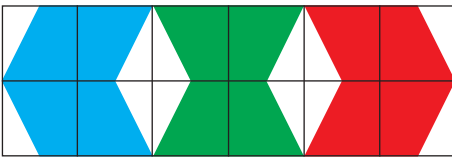
2	12	1	4	11	3
8	6	10	7	9	5

5



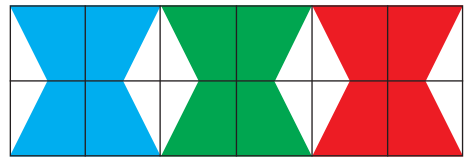
8	12	1	4	11	5
2	6	10	7	9	3

2



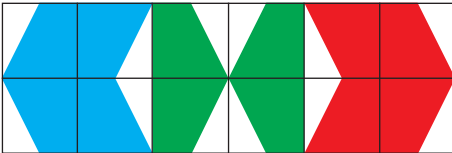
2	12	10	7	11	3
8	6	1	4	9	5

6




8	12	10	7	11	5
2	6	1	4	9	3

3




2	12	10	7	11	3
8	6	1	4	9	5

7




8	12	10	7	11	5
2	6	1	4	9	3

4



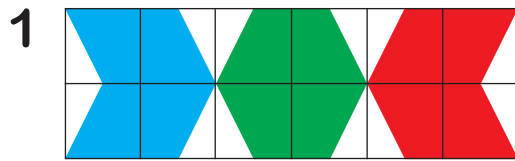
2	12	7	10	11	3
8	6	4	1	9	5

8

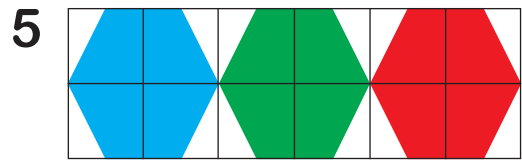


8	12	7	10	11	5
2	6	4	1	9	3

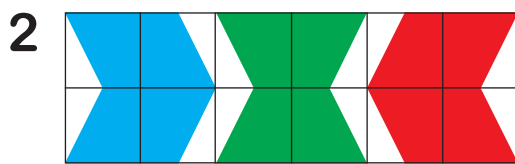
Index C2



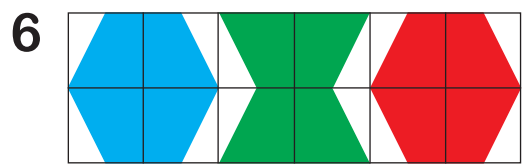
8	6	1	4	9	5
2	12	10	7	11	3



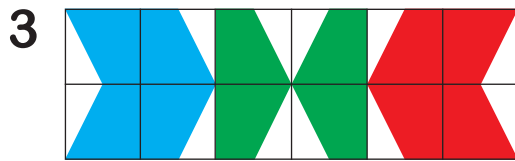
2	6	1	4	9	3
8	12	10	7	11	5




8	6	10	7	9	5
2	12	1	4	11	3




2	6	10	7	9	3
8	12	1	4	11	5




8	6	10	7	9	5
2	12	1	4	11	3



2	6	10	7	9	3
8	12	1	4	11	5



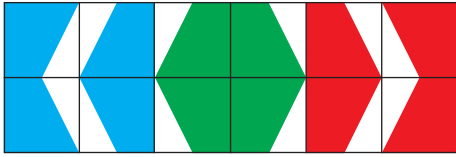
8	6	7	10	9	5
2	12	4	1	11	3



2	6	7	10	9	3
8	12	4	1	11	5

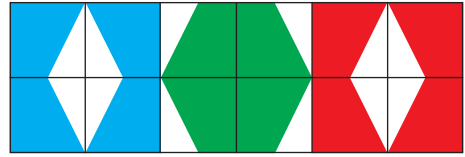
Index C3

1




12	2	1	4	3	11
6	8	10	7	5	9

5



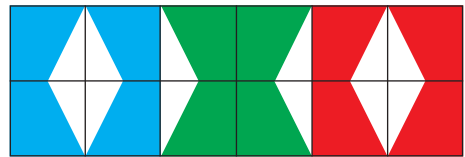
12	8	1	4	5	11
6	2	10	7	3	9

2



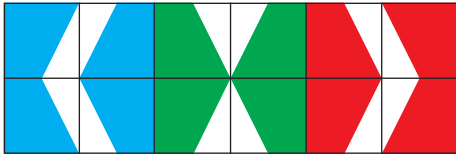
12	2	10	7	3	11
6	8	1	4	5	9

6



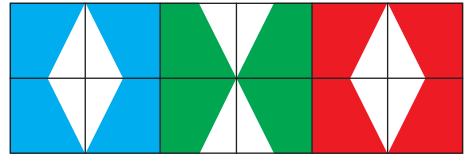
12	8	10	7	5	11
6	2	1	4	3	9

3




12	2	10	7	3	11
6	8	1	4	5	9

7




12	8	10	7	5	11
6	2	1	4	3	9

4



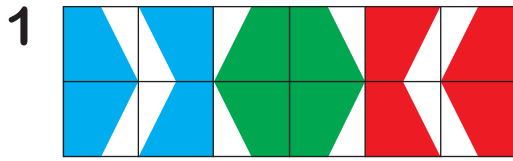
12	2	7	10	3	11
6	8	4	1	5	9

8

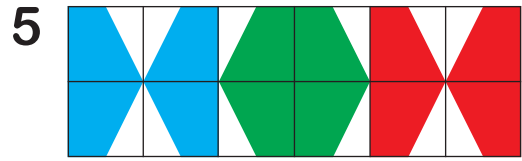


12	8	7	10	5	11
6	2	4	1	3	9

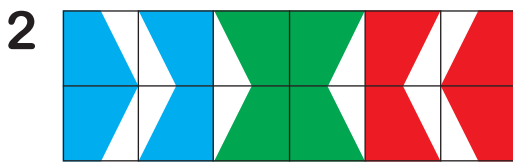
Index C4



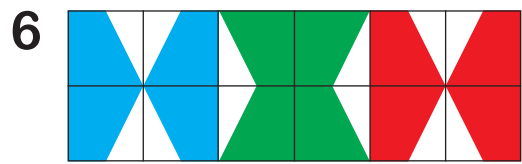
6	8	1	4	5	9
12	2	10	7	3	11



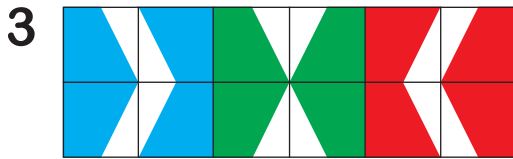
6	2	1	4	3	9
12	8	10	7	5	11



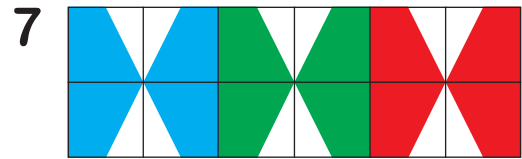
6	8	10	7	5	9
12	2	1	4	3	11



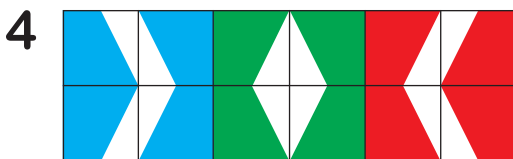
6	2	10	7	3	9
12	8	1	4	5	11




6	8	10	7	5	9
12	2	1	4	3	11



6	2	10	7	3	9
12	8	1	4	5	11



6	8	7	10	5	9
12	2	4	1	3	11



6	2	7	10	3	9
12	8	4	1	5	11